

SUZUKI

PARTS CATALOGUE


KITE

SUZUKI

A50P

AB50B Engine No. 281433
Frame 47696

SUZUKI A50P



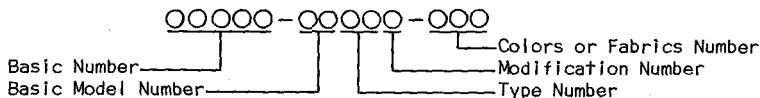
P R E F A C E

When it becomes necessary to replace parts on SUZUKI Motorcycles, always use SUZUKI GENUINE PARTS which have passed a strict inspection which guarantees quality and performance.
This parts catalogue covers the list of all service parts for SUZUKI A50PM

A. INSTRUCTIONS FOR QUOTING THE CATALOGUE

1. COMPOSITION OF THE PART NUMBER

1-1. REGULAR PARTS

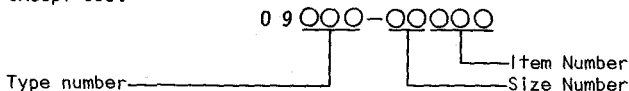


1-2. STANDARD PARTS

Numbers of all standard parts begin with 0 except beginning with 09 or 000.

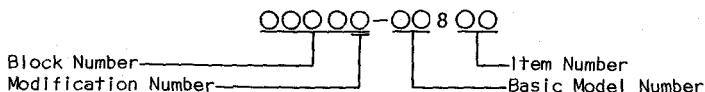
1-3. SPECIAL STANDARD PARTS

Special standard parts are parts which are similar to standard parts but differ in some respect. All special standard parts numbers begin with 09 except 099.



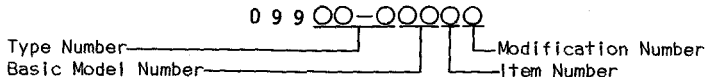
1-4. PARTS ASSEMBLIES

The eight digit of numbers of parts assemblies is always 8.



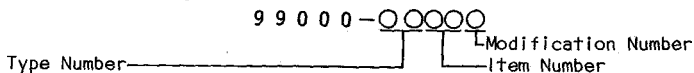
1-5. SPECIAL TOOLS

Part Numbers begin with 099.



1-6. MISCELLANEOUS

Part numbers begin with 99000.



2. DIMENSIONS

Dimensions of the parts in this catalogue are indicated in unit millimeters.

3. ABBREVIATIONS

Abbreviations used in this catalogue are as follows:

AR : As required	L : Length
ASSY : Assembly	NT : Number of teeth
F.No. : Frame Number	OPT : Optional
d. : Diameter of material	OS : Over size
ID : Inside diameter	STD : Standard
OD : Outside diameter	T : Thickness
LH : Left hand side	W : Width
RH : Right hand side	

~F.No.12345 : Up to F.No. A50-12345

F.No.12345~ : From F.No. A50-12345

Figures in the remarks column show the dimensions of parts as follows:

$$\begin{array}{c} 12 \\ \hline \text{ID} \end{array} \times \begin{array}{c} 34 \\ \hline \text{OD} \end{array} \times \begin{array}{c} 5.6 \\ \hline \text{T(or W, L)} \end{array}$$

4. INNER PARTS OF ASSEMBLY

Parts number which has a period mark (.) before its parts name shall be indicated its proper inner part of the relative assembly one.

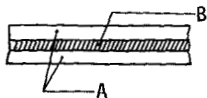
5. MODIFICATION NOTICE

The parts bulletin will be sent to you as all occasions when changes in parts occur on machines except interchangeable modifications between new parts and old ones.

Contents are subject to change without notice or obligation.

NOTE THAT THE DRAWINGS ILLUSTRATE ARE SUPPLEMENT FOR READY REFERENCE OF SPARE PARTS NUMBER, NOT FOR AN ASSEMBLING MANUAL. WHEN ASSEMBLING, USE "SUZUKI SERVICE MANUAL".

6. COLOR CHART

COLOR No.	COLOR NAME	MANSEL COLOR No.	
019	BLACK	N1	
02L	DEEP RED (TAPE)	3M-x24	
764	GOLD (TAPE)		
797	MAUI BLUE METALLIC		
00U	CANDY ROSE		
403	BLACK (for seat)		
COMBINATION COLOR			
COLOR No.	COMBINATION		APPLICABLE TO
	A	B	
61K	764	02L	

*The figure "999" given on end of the parts number means electrical equipment which is not include its bulb.

MILLIMETER → INCH CONVERSION CHART

	0	1	2	3	4	5	6	7	8	9
00	.000	.039	.079	.118	.157	.197	.236	.276	.315	.354
10	.394	.433	.472	.512	.551	.591	.630	.669	.709	.748
20	.787	.827	.866	.906	.945	.984	1.024	1.063	1.102	1.142
30	1.181	1.220	1.260	1.299	1.339	1.378	1.417	1.457	1.496	1.535
40	1.575	1.614	1.654	1.693	1.732	1.772	1.811	1.850	1.890	1.929
50	1.969	2.008	2.047	2.087	2.126	2.165	2.205	2.244	2.283	2.322
60	2.362	2.402	2.441	2.480	2.520	2.559	2.598	2.638	2.677	2.717
70	2.756	2.795	2.835	2.874	2.913	2.953	2.992	3.031	3.071	3.110
80	3.150	3.189	3.228	3.268	3.307	3.346	3.386	3.425	3.465	3.504
90	3.543	3.583	3.622	3.661	3.701	3.740	3.780	3.819	3.858	3.898

How to Read

	0	1	2	3	4
00	---	---	---	---	---
10	---	---	---	---	---
20	---	---	---	0.906	---
30	---	---	---	---	---

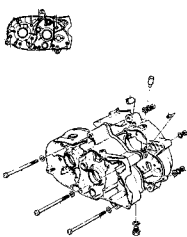
23 millimeters equal 0.906 inch

Contents are subject to change without notice or obligation.

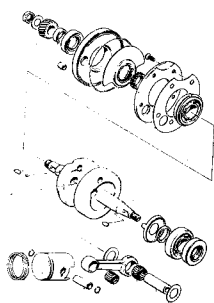
A50P



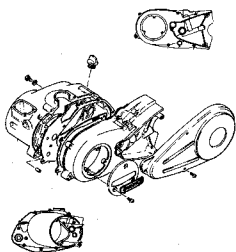
①



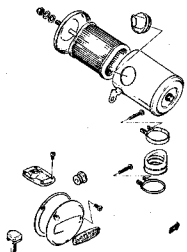
②



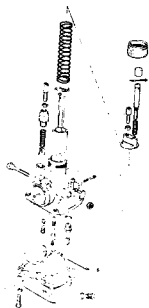
③



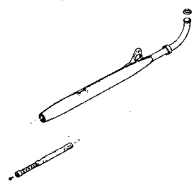
④



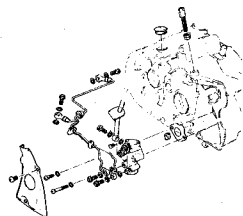
⑤



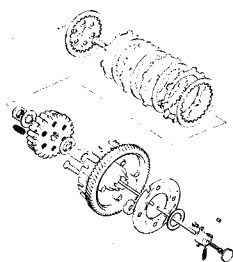
⑥



⑦



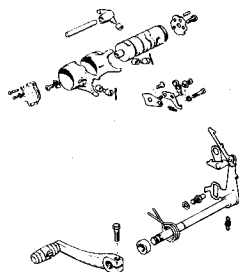
⑧



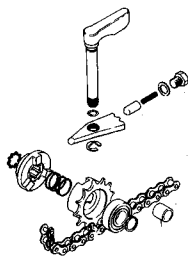
9



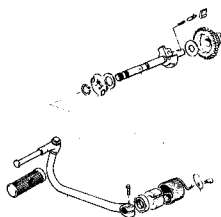
10



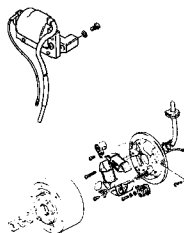
11



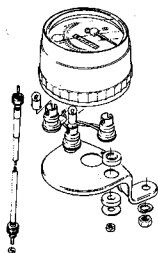
12



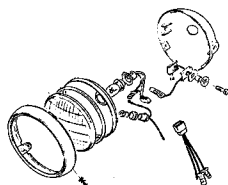
13



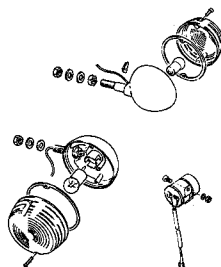
14



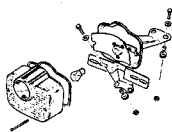
15



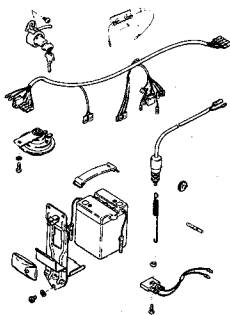
16



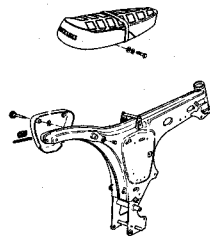
17



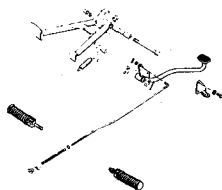
18



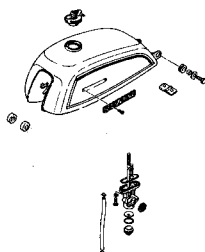
19



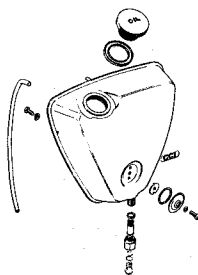
20



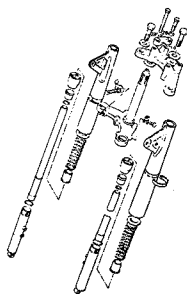
21




22



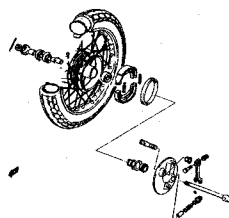
23



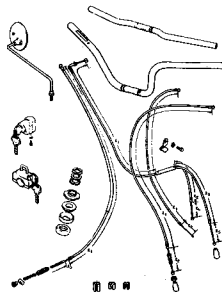
24



25



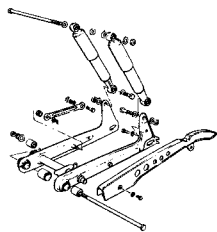
26



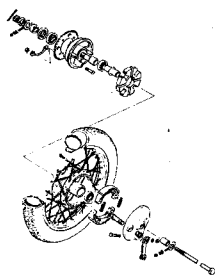
27



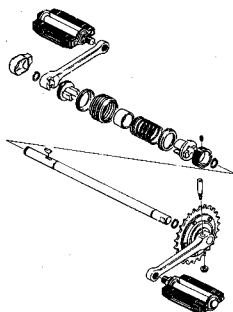
28



29



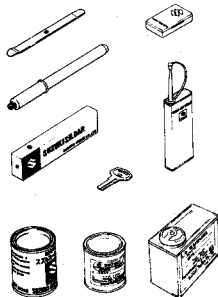
30



31

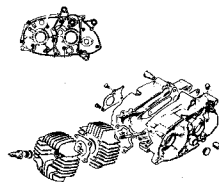


32




33

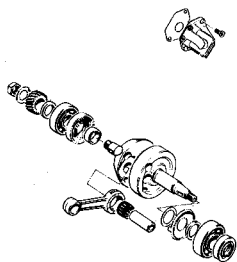
A50P
for
E4



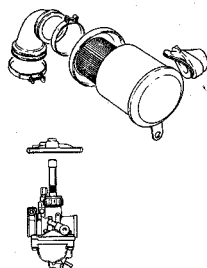
34



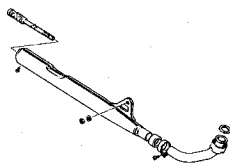
35



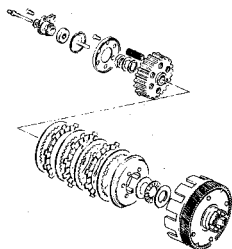
36



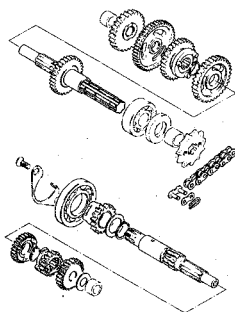
37



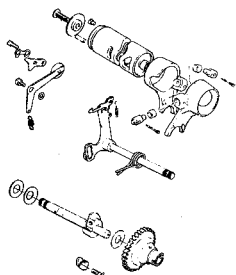
38



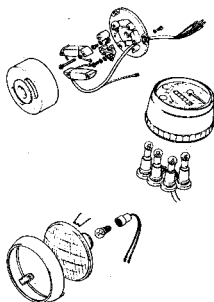
39



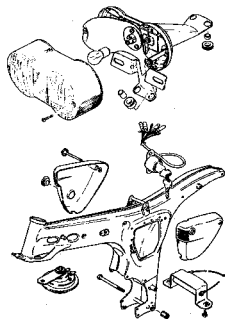
40



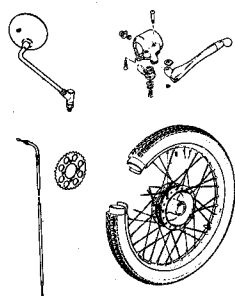
41



42

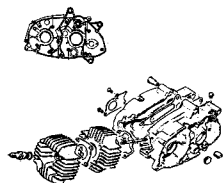


43

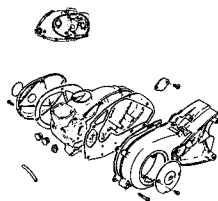


44

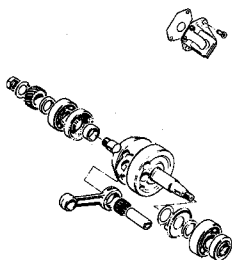
A50P for E22



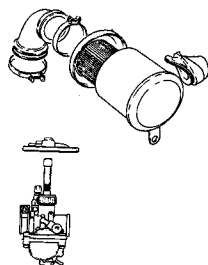
45



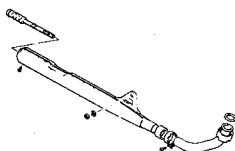
46



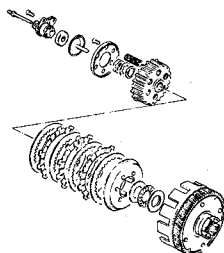
47



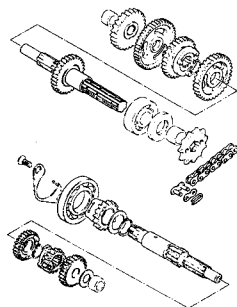
48



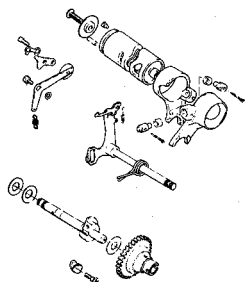
49



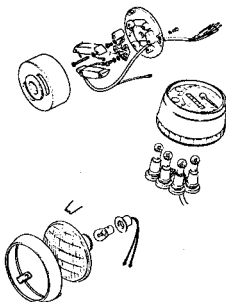
50



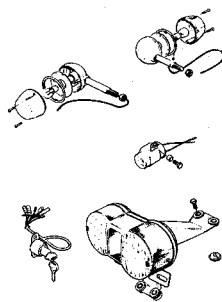
51



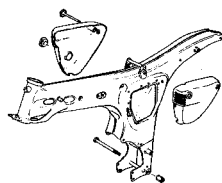
52



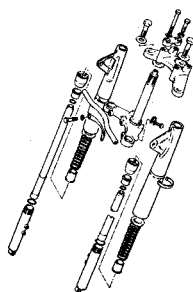
53




54



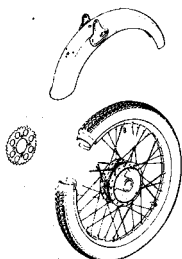
55



56

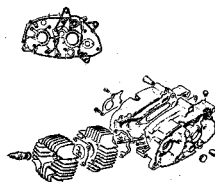


57

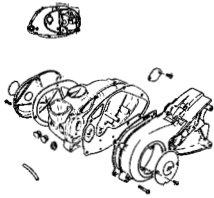


58

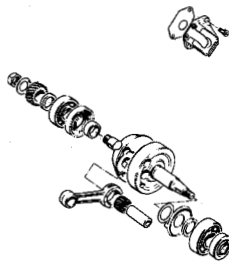
**A50P
for
E25**



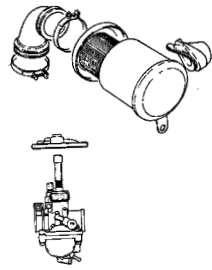
59



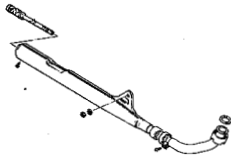
60



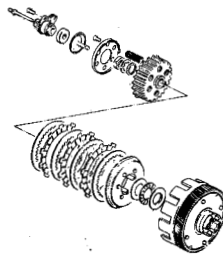
61



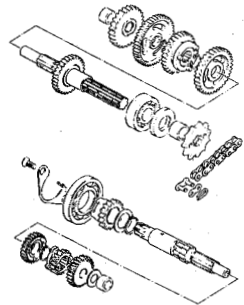
62



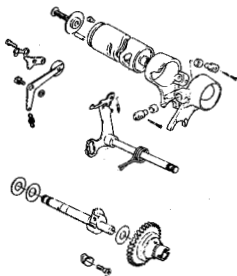
63



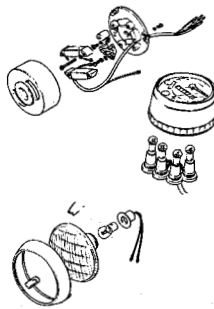
64



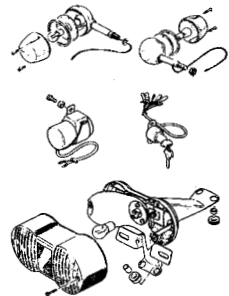
65



66



67



68

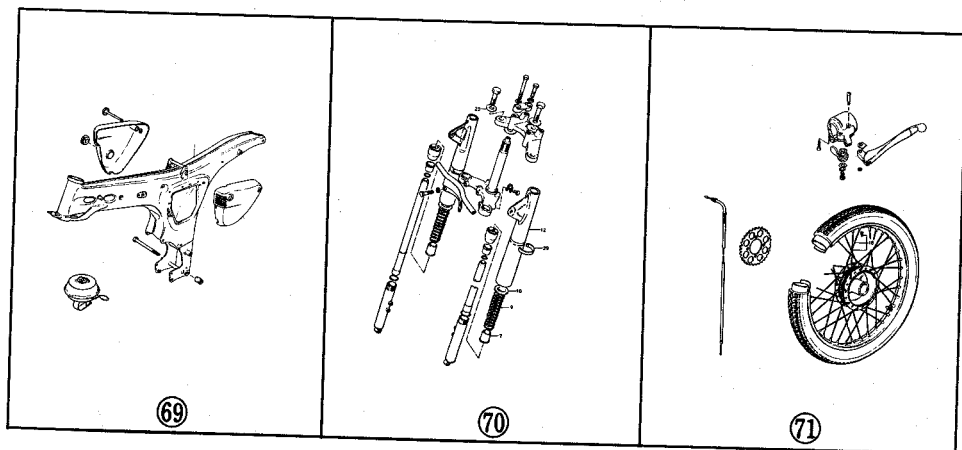


FIG.1 CYLINDER

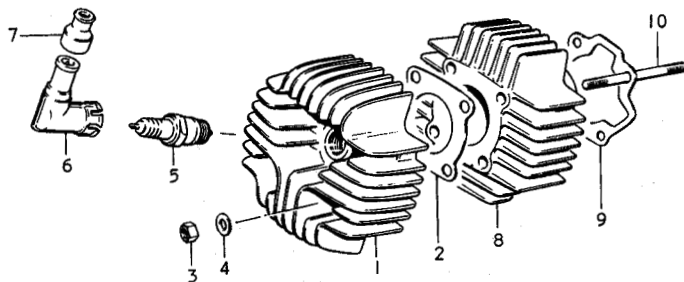


FIG.1 CYLINDER

Ref.No.	Part No.	Description	Q'ty	Remarks
1	11111-26000	CYLINDER HEAD	1	
2	11141-14000	GASKET, cylinder head	1	
3	08311-11068	NUT	4	
4	08322-21068	WASHER	4	
5	09482-00057	SPARK PLUG	1	NGK, B-8HS
6	33510-22610	CAP SET, spark plug	1	
7	33542-98000	SEAL, high tension cord	1	
8	11211-26000	CYLINDER	1	
9	11241-19300	GASKET, cylinder	1	
10	09108-06026	BOLT, stud	4	

FIG.2 CRANKCASE

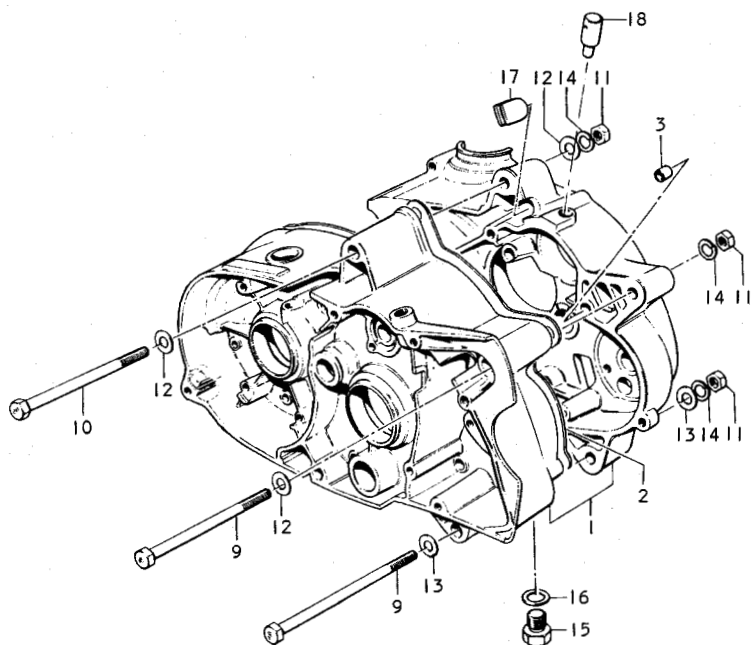
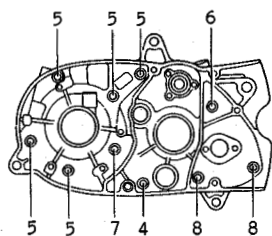


FIG.2 CRANKCASE

Ref.No.	Part No.	Description	Q'ty	Remarks
1	11300-26832	CRANKCASE SET	1	
2	11481-05000	•GASKET, crankcase	1	
3	04211-09129	•DAWEL PIN	2	
4	02112-06657	•SCREW	1	
5	02112-06458	•SCREW	5	
6	02112-06408	•SCREW	1	
7	02112-06358	•SCREW	1	
8	02112-06307	•SCREW	2	
9	09100-08026	BOLT, engine mounting	2	8x110
10	09100-08024	BOLT, engine mounting	1	
11	08312-11088	NUT	3	
12	08322-11088	WASHER	4	
13	08322-21088	WASHER	2	
14	08321-21088	LOCK WASHER	3	
15	09247-10001	PLUG, drain	1	
16	09168-10002	GASKET, drain	1	
17	09250-12002	GROMMET, air vent pipe	1	
18	24821-09000	PLUG, breather	1	

FIG.3 PISTON - CRANKSHAFT

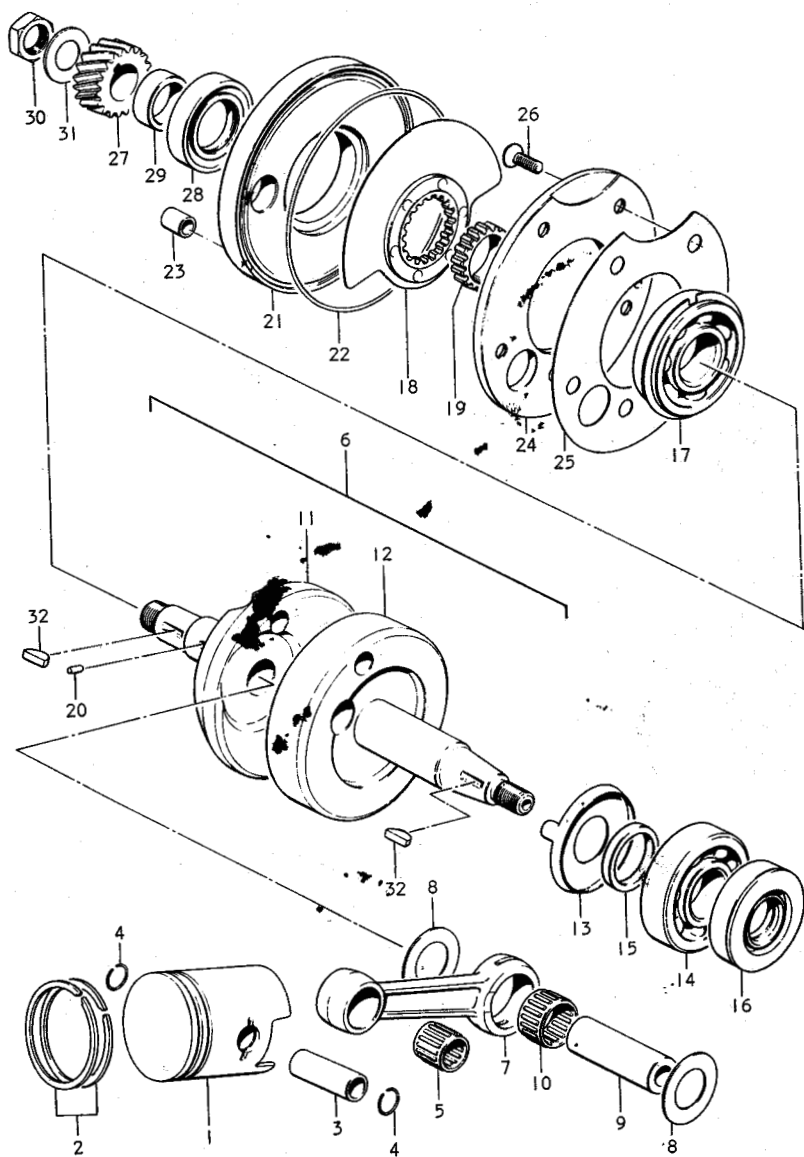


FIG.3 PISTON - CRANKSHAFT

Ref.No.	Part No.	Description	Q'ty	Remarks
1-1	12110-35000	PISTON	1	
1-2	12110-35010	PISTON <i>R 35612-050</i>	1	OS:0.5
1-3	12110-35020	PISTON <i>R 35612-100</i>	1	OS:1.0
2-1	12140-05828	RING SET, piston	1	
2-2	12140-05751	RING SET, Piston <i>R 46110-050</i>	1	OS:0.5
2-3	12140-05761	RING SET, piston <i>R 46110-100</i>	1	OS:1.0
3	12151-02000	PIN, piston	1	
4	09381-12001	CIRCLIP	2	
5	09263-12003	BEARING, piston pin	1	
6	12200-06100	CRANKSHAFT SET	1	
7	12161-35000	•ROD, connecting	1	
8	09160-16011	•THRUST WASHER	2	16x32x1
9	12211-06100	•PIN, crank	1	
10	09263-16002	•BEARING, crank pin	1	
11	12221-06101	•CRANKSHAFT, RH	1	
12	12261-06100	•CRANKSHAFT, LH	1	
13	12511-06100	PLATE, oil guide	1	
14	09269-20006	BEARING, LH crankshaft	1	
15	09180-20017	SPACER, LH crankshaft	1	20x28x4.5
16	09283-20011	OIL SEAL, LH crankshaft	1	
17	09262-20015	BEARING, RH crankshaft	1	

FIG.3 PISTON - CRANKSHAFT

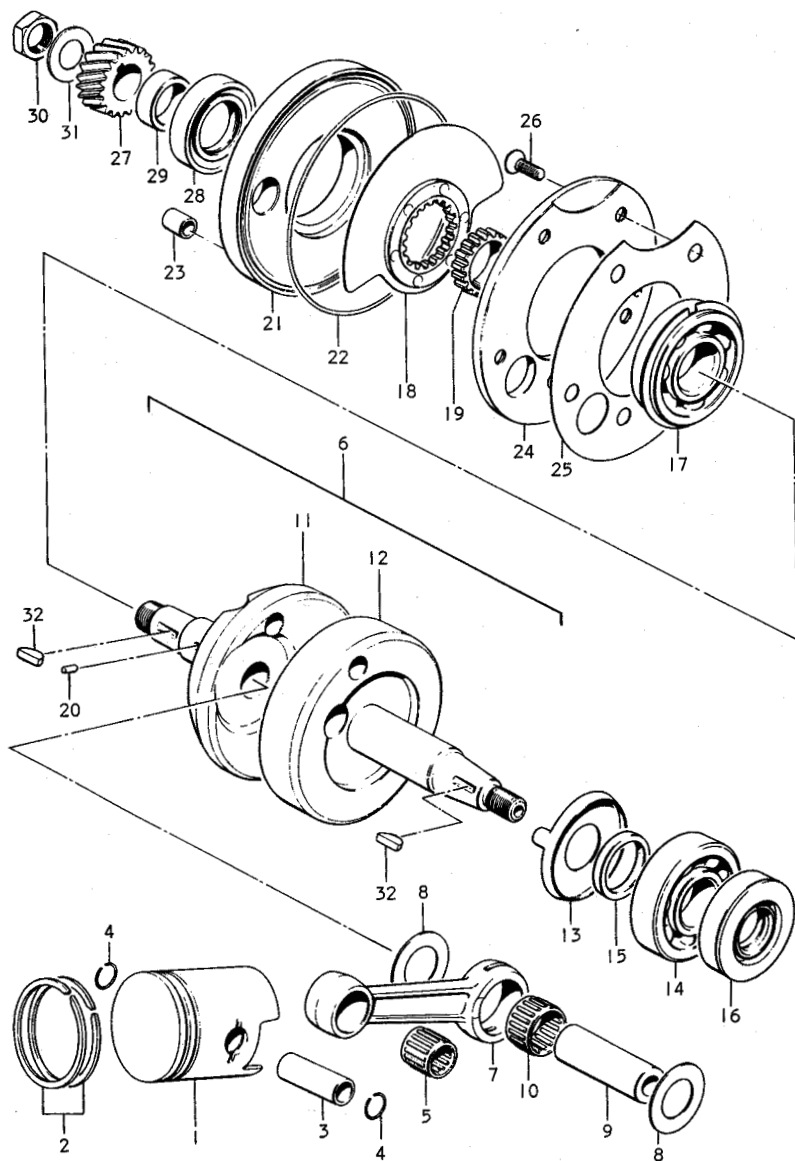


FIG.3 PISTON - CRANKSHAFT

Ref.No.	Part No.	Description	Q'ty	Remarks
18	12410-22210	PLATE, valve	1	
19	12421-05210	GUIDE, valve	1	
20	06211-03052	PIN, valve guide	1	
21	12450-26000	SEAT, outer valve	1	
22	09280-00002	O RING	1	
23	04211-09129	PIN	1	
24	12460-05001	SEAT, inner valve	1	
25	12471-05001	GASKET, inner valve seat	1	
26	02122-06168	SCREW	5	
27	21111-03001	GEAR, primary drive	1	
28	09283-25009	OIL SEAL, RH crankshaft	1	
29	09180-20006	SPACER	1	20x25x10
30	09140-14002	NUT	1	
31	09166-14008	WASHER	1	
32	08341-31039	KEY	2	

FIG.4 CRANKCASE COVER

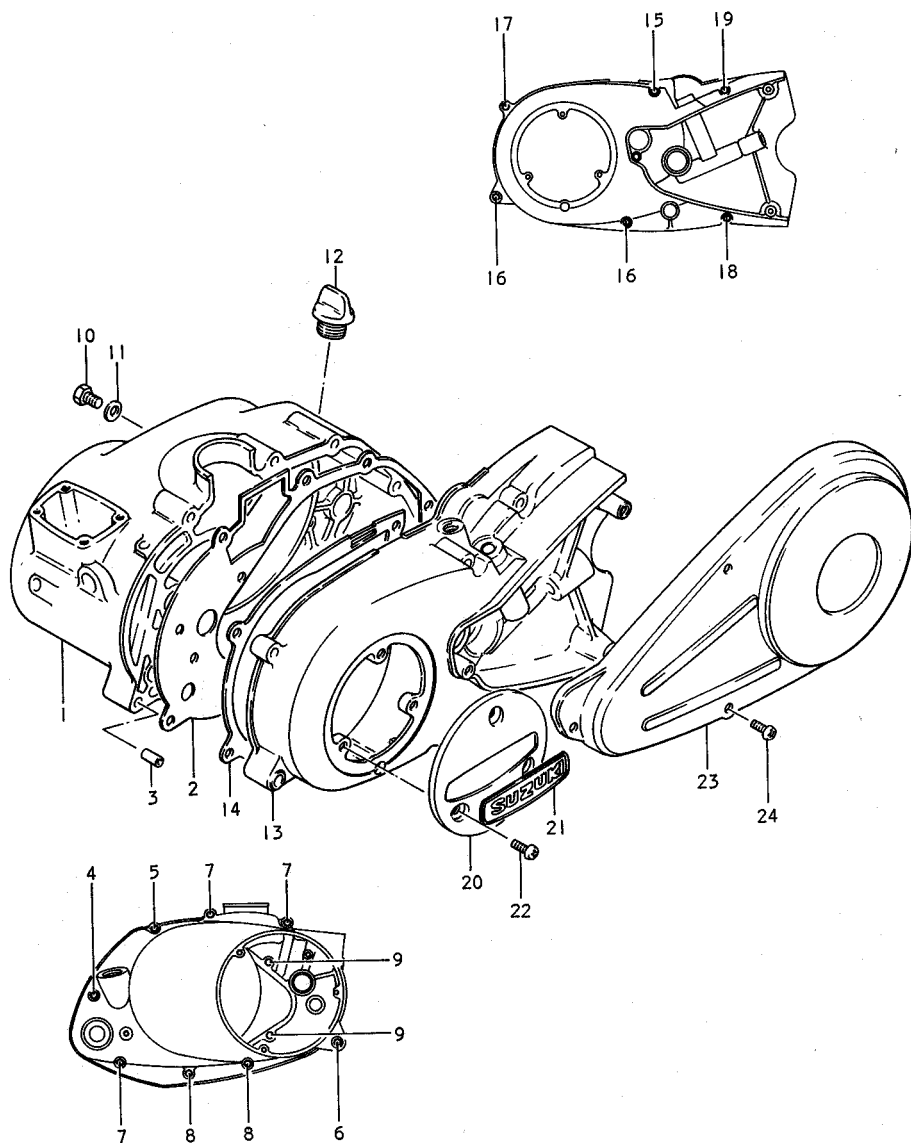


FIG.4 CRANKCASE COVER

Ref.No.	Part No.	Description	Q'ty	Remarks
1	11300-22851	COVER, crankcase RH	1	
2	11482-05000	GASKET, RH cover	1	
3	04211-09129	DOWEL PIN	2	
4	02112-06708	SCREW	1	
5	02112-06408	SCREW	1	
6	02112-06458	SCREW	1	
7	02112-06408	SCREW	3	
8	02112-06358	SCREW	2	
9	02112-05408	SCREW	2	
10	09128-06004	SCREW, level	1	
11	09168-06001	GASKET, oil level	1	6.2x11x1
12	09259-20003	PLUG, oil filler	1	
13	11351-22610	COVER, crankcase LH	1	to 11351-22200
14	11483-26000	GASKET, LH cover	1	
15	02112-06557	SCREW	1	
16	02112-06408	SCREW	2	
17	02112-06258	SCREW	1	
18	02112-06458	SCREW	1	
19	02112-06358	SCREW	1	
20	11380-05841	CAP SET, flywheel magneto	1	
21	68233-31000	EMBLEM	1	
22	02131-05127	SCREW	3	
23	11366-22600	COVER, cycle chain	1	
24	02111-05127	SCREW	3	

L/H Engine cover 11351-22201

B

FIG.5 CARBURETOR COVER - AIR CLEANER

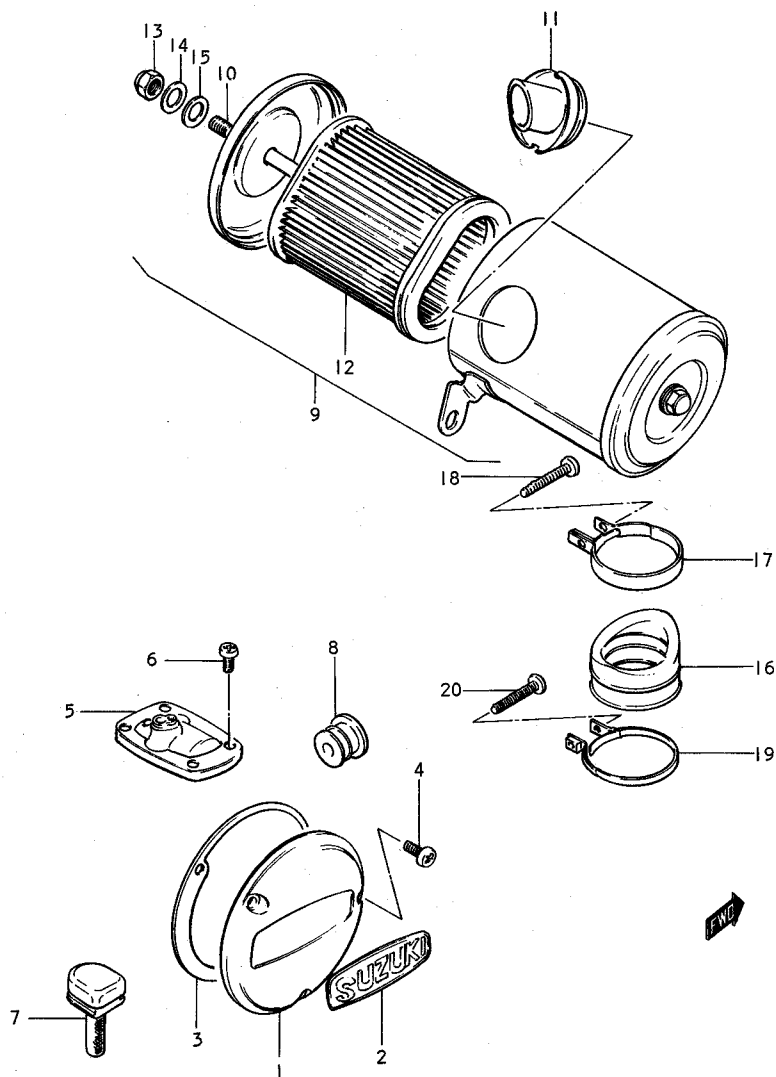


FIG.5 CARBURETOR COVER - AIR CLEANER

Ref.No.	Part No.	Description	Q'ty	Remarks
1	11380-05842	CAP SET, carburetor inspection	1	
2	68233-34000	• EMBLEM	1	
3	11492-05002	GASKET, carburetor inspection cap	1	
4	02112-05168	SCREW	3	
5	11440-22500	COVER, carburetor top	1	
6	02112-05168	SCREW	4	
7	11910-06000	PIPE, carburetor chamber drain	1	
8	09250-14002	CAP, carburetor clamp hole	1	
9	13700-22311-019	AIR CLEANER ASSY	1	
10	13701-05010	• BOLT	1	
11	13721-05012	• PIPE, inlet	1	
12	13780-05110	• ELEMENT	1	
13	08313-11067	• NUT	2	
14	08322-21068	• WASHER	2	
15	13742-05110	• GASKET	2	
16	13881-05002	TUBE, outlet	1	
17	09402-46306	CLAMP	1	
18	03211-04208	• SCREW	1	
19	09402-48303	CLAMP	1	
20	03211-04208	SCREW	1	

FIG.6 CARBURETOR

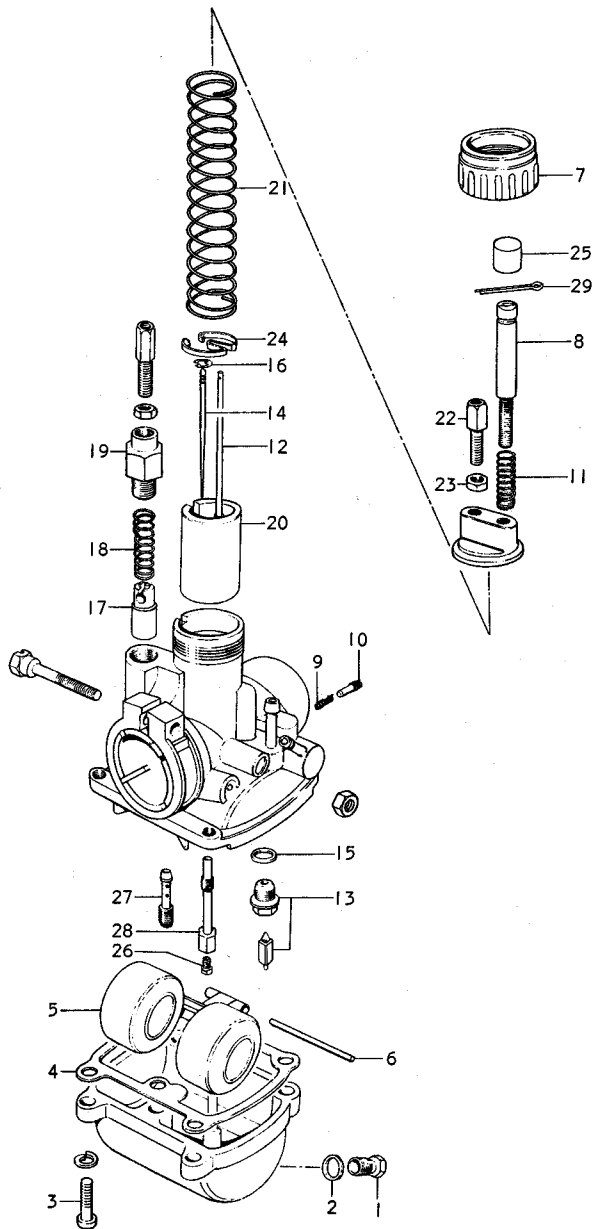


FIG.6 CARBURETOR

Ref.No.	Part No.	Description	Q'ty	Remarks
	13200-05112	CARBURETOR ASSY	1	
1	13247-05010	•PLUG, drain	1	
2	13249-05010	•GASKET, drain	1	
3	13248-05110	•SCREW	4	
4	13251-01011	•GASKET, float chamber	1	
5	13252-02010	•FLOAT	1	
6	13254-01010	•PIN, float	1	
7	13265-05110	•CAP, mixing chamber	1	
8	13267-05010	•SCREW, throttle valve stop	1	
9	13268-01010	•SPRING, air screw	1	
10	13269-01010	•SCREW, air	1	
11	13268-05010	•SPRING, throttle valve stop screw	1	
12	13296-05010	•ROD, throttle valve stop	1	
13	13370-35620	•VALVE ASSY, needle	1	
14	13383-01010	•NEEDLE, jet	1	3G-2
15	13392-01010	•GASKET, valve seat	1	
16	13394-01010	•CLIP, needle	1	
17	13411-01010	•PLUNGER, starter	1	
18	13417-01010	•SPRING, plunger	1	
19	13418-03110	•CAP, plunger	1	
20	13551-26010	•VALVE, throttle	1	CA:2.0
21	13573-05010	•SPRING, throttle valve	1	
22	13577-03010	•ADJUSTER, cable	2	
23	13661-03010	•NUT	2	
24	13581-01010	•SEAT, spring	1	
25	13688-08010	•CAP	1	

FIG.6 CARBURETOR

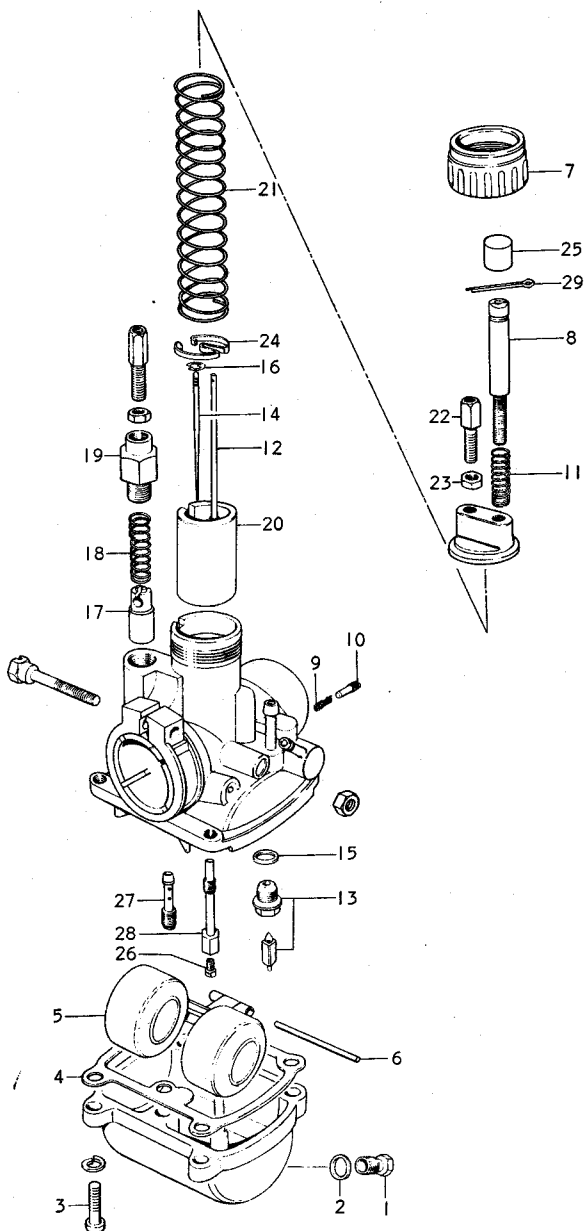


FIG.6 CARBURETOR

Ref.No.	Part No.	Description	Q'ty	Remarks
26	09491-72009	•JET, main	1	#72.5
27	09492-25003	•JET, pilot	1	#25
28	09494-00038	•JET, needle	1	E-2
29	04111-12108	•COTTER PIN	1	

FIG.7 MUFFLER

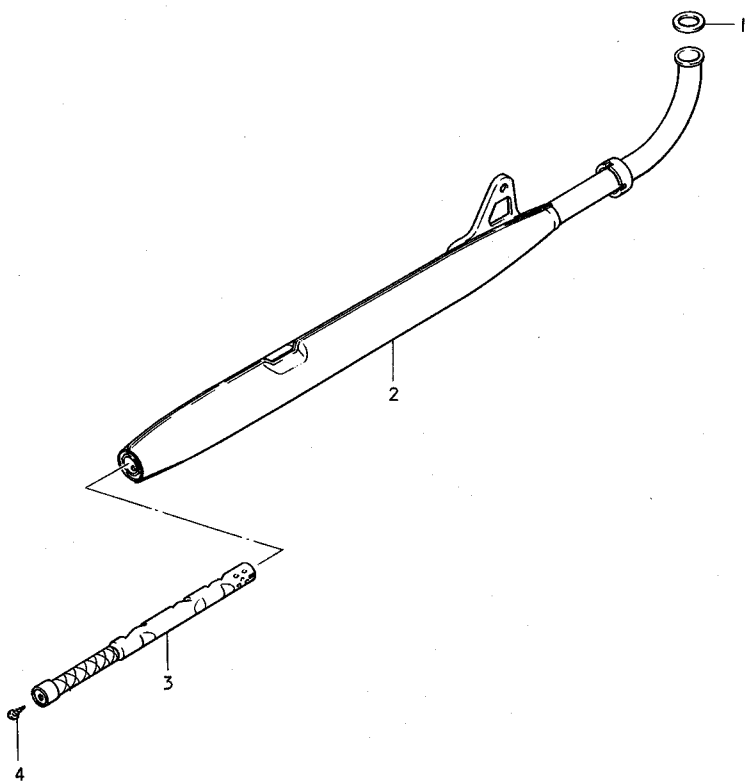


FIG.7 MUFFLER

Ref.No.	Part No.	Description	Q'ty	<i>B</i> Remarks
1	14181-05010	GASKET, exhaust pipe	1	
2	14301-22301	MUFFLER ASSY	1	<i>1</i>
3	14510-05003	PIPE, baffle	1	
4	02111-05068	SCREW	1	

FIG.8 OIL PUMP

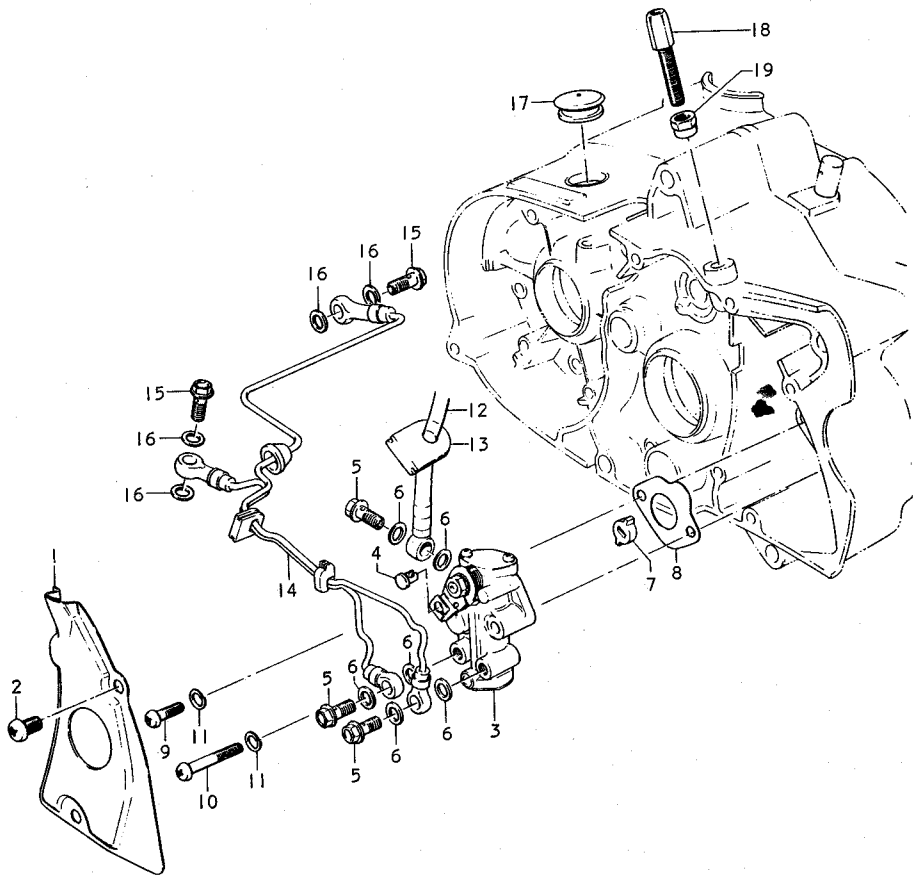


FIG.8 OIL PUMP

Ref.No.	Part No.	Description	Q'ty	Remarks
1	11385-26000	COVER, oil pump	1	
2	02112-06108	SCREW	1	
3	16100-26010	PUMP SET, oil	1	
4	16292-03111	•TERMINAL, cable	1	
5	09360-06003	•BOLT, union	1	
6	09168-06002	•GASKET, union bolt	4	
7	16391-05030	PIECE, oil pump driving	1	
8	16731-03100	GASKET, oil pump	1	
9	02112-05168	SCREW	1	
10	02112-05308	SCREW	1	
11	08321-21058	LOCK WASHER	2	
12	16810-12631	HOSE, oil inlet	1	
13	09309-08002	GROMMET	1	
14	16820-26030	HOSE, oil outlet	1	
15	09360-06003	BOLT, union	3	
16	09168-06002	GASKET, union bolt	6	
17	09250-20003	CAP, union bolt hole	1	
18	09119-08014	ADJUSTER, cable	1	
19	08312-11088	NUT	1	

FIG.9 CLUTCH

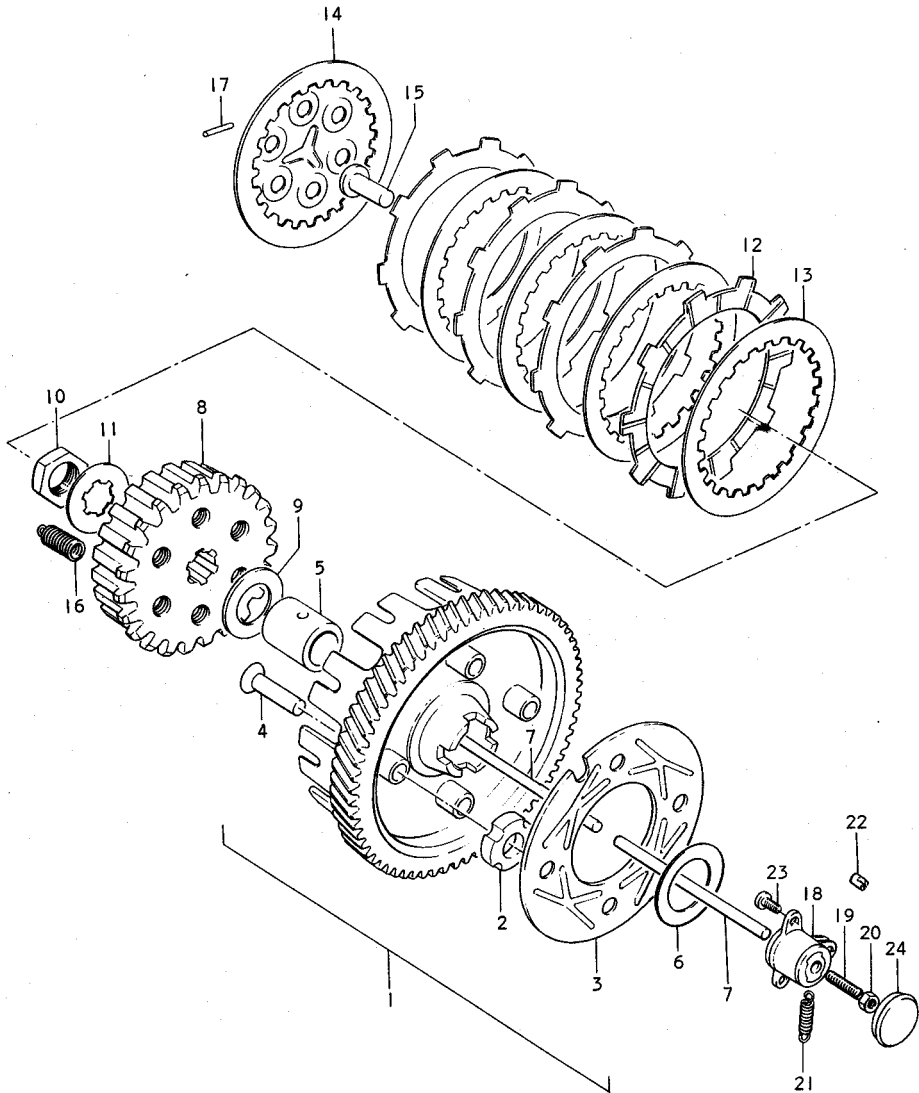


FIG.9 CLUTCH

Ref.No.	Part No.	Description	Q'ty	Remarks
1	21200-05102	GEAR ASSY, primary driven	1	
2	21231-25040	•DAMPER	4	
3	21241-25300	•PLATE	1	
4	09221-05001	•RIVET	4	
5	09180-17025	SPACER, clutch housing	1	17x21x33.5
6	08211-17301	THRUST WASHER	1	
7	23111-03001	ROD, clutch push	2	5.5x90
8	21411-22200	HUB, sleeve	1	
9	08211-17282	THRUST WASHER	1	
10	09140-16001	NUT	1	
11	09167-17002	LOCK WASHER	1	
12	21441-12000	PLATE, drive	4	
13	21451-23000	PLATE, driven	4	
14	21460-23000	PLATE, pressure	1	
15	23121-03010	PIECE, clutch push	1	
16	09443-12003	SPRING	6	
17	09261-02001	PIN	6	2.5x19.8
18	23200-05030	SCREW ASSY, clutch release	1	
19	09134-06001	SCREW, adjuster	1	
20	08311-31068	NUT	1	
21	09443-08001	SPRING, clutch release return	1	
22	23222-07000	PIECE, release arm end	1	
23	02121-05127	SCREW	2	
24	09250-25001	CAP, release adjust	1	

FIG.10 TRANSMISSION

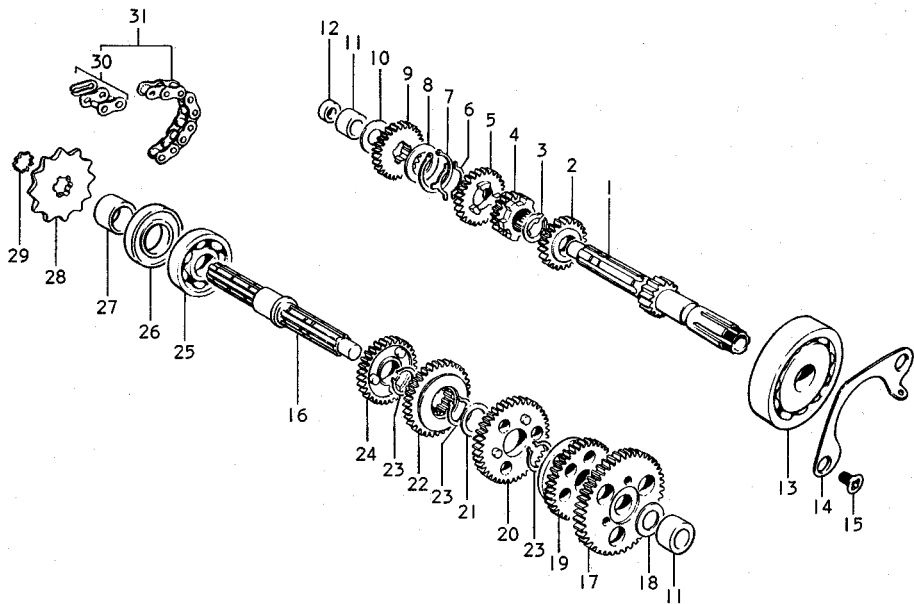


FIG.10 TRANSMISSION

Ref.No.	Part No.	Description	Q'ty	Remarks
1	24121-05100	SHAFT, counter	1	NT:12
2	24231-05101	GEAR, 3rd drive	1	NT:19
3	09380-17001	CIRCLIP	1	
4	24221-05101	GEAR, 2nd drive	1	NT:15
5	24241-05100	GEAR, 4th drive	1	NT:25
6	09399-14001	RING, knock	2	
7	09380-26001	CIRCLIP	1	
8	08211-17282	THRUST WASHER	1	17x29x1.5
9	24251-05100	GEAR, 5th drive	1	NT:28
10	08211-12261	THRUST WASHER	1	
11	09300-12008	BUSH, mission shaft	1	12x19x12
12	09285-05004	OIL SEAL, push rod	1	4.2x16x8
13	09262-17012	BEARING, conter shaft RH	1	17x62x10
14	24741-05000	RETAINER, counter shaft bearing	1	
15	02121-06108	SCREW	2	
16	24130-22600	SHAFT, drive	1	
17	24310-05102	GEAR, 1st driven	1	NT:44
18	09160-12015	THRUST WASHER	1	12x24x1.5
19	24331-05102	GEAR, 3rd driven	1	NT:30
20	24321-05103	GEAR, 2nd driven	1	NT:32
21	09167-17003	THRUST WASHER	1	
22	24341-05100	GEAR, 4th driven	1	NT:32
23	09380-17001	CIRCLIP	2	
24	24351-05100	GEAR, 5th driven	1	NT:30
25	08113-62040	BEARING	1	

FIG.10 TRANSMISSION

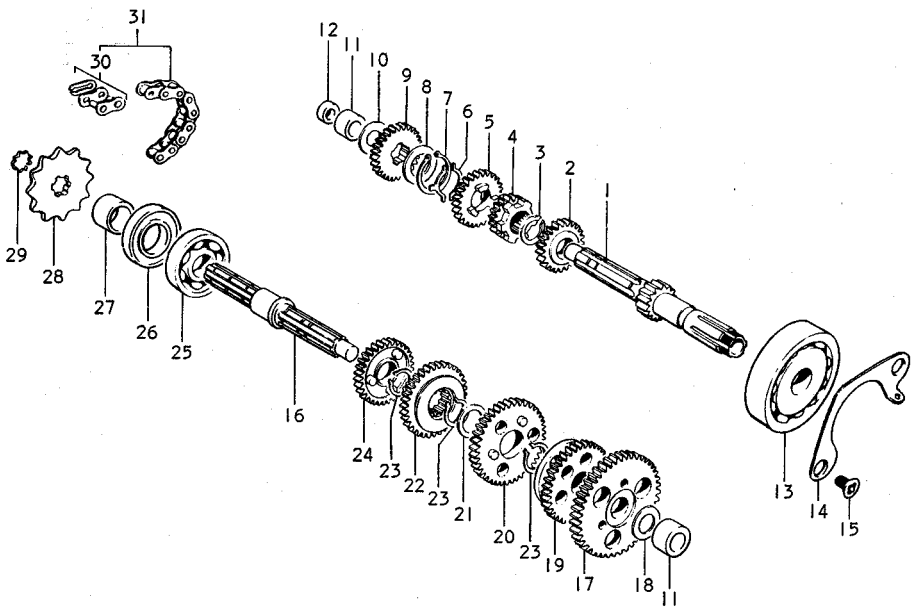


FIG.9 TRANSMISSION

Ref.No.	Part No.	Description	Q'ty	Remarks
26	09283-20020	OIL SEAL	1	21x40x7
27	09300-12008	BUSH	1	
28	27511-19700	SPROCKET, engine	1	NT:14
29	27513-35000	RING, sprocket	1	
30	27600-05011	CHAIN ASSY, drive	1	#420, 106x
31	27620-01011	JOINT ASSY, drive chain	1	

FIG.11 GEAR SHIFTING

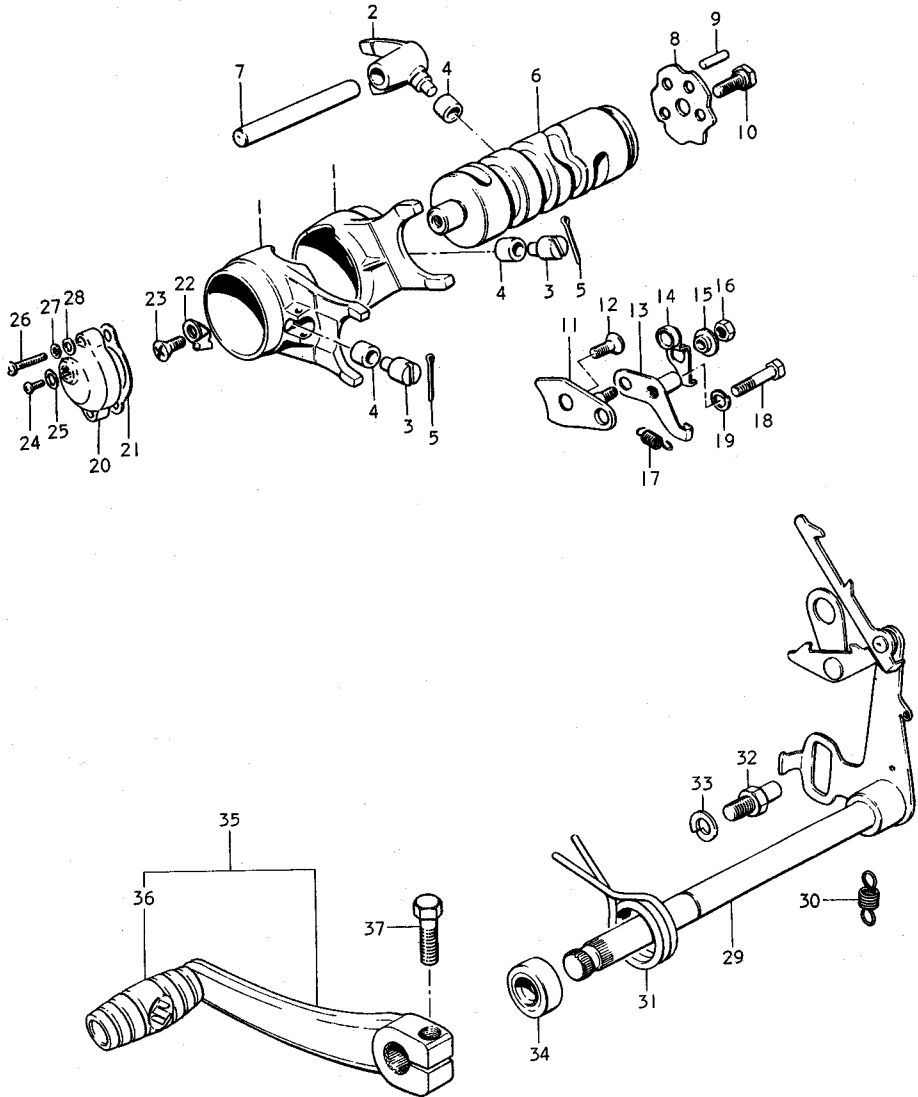


FIG.11 GEAR SHIFTING

Ref.No.	Part No.	Description	Q'ty	Remarks
1	25211-05100	FORK, gear shift low speed	2	
2	25221-05100	FORK, gear shift high speed	1	
3	09209-10002	GUIDE, fork	2	
4	09180-06004	ROLLER, guide	3	6x9.8x6
5	04111-25208	COTTER PIN	2	
6	25311-05100	CAM	1	
7	25411-05100	SHAFT, gear shift fork	1	
8	25381-05100	PLATE, stopper	1	
9	09261-04002	PIN, shifting cam	4	
10	09111-06004	BOLT, retainer	1	
11	25340-05100	GUIDE, shifting cam	1	
12	02122-06168	SCREW	1	
13	25354-05101	HOLDER, spring	1	
14	25350-05100	STOPPER, shifting cam	1	
15	09180-06022	SPACER	1	6x14x4
16	08311-11068	NUT	1	
17	09443-08005	SPRING	1	
18	01112-06308	BOLT	1	
19	08321-21068	LOCK WASHER	1	

FIG.11 GEAR SHIFTING

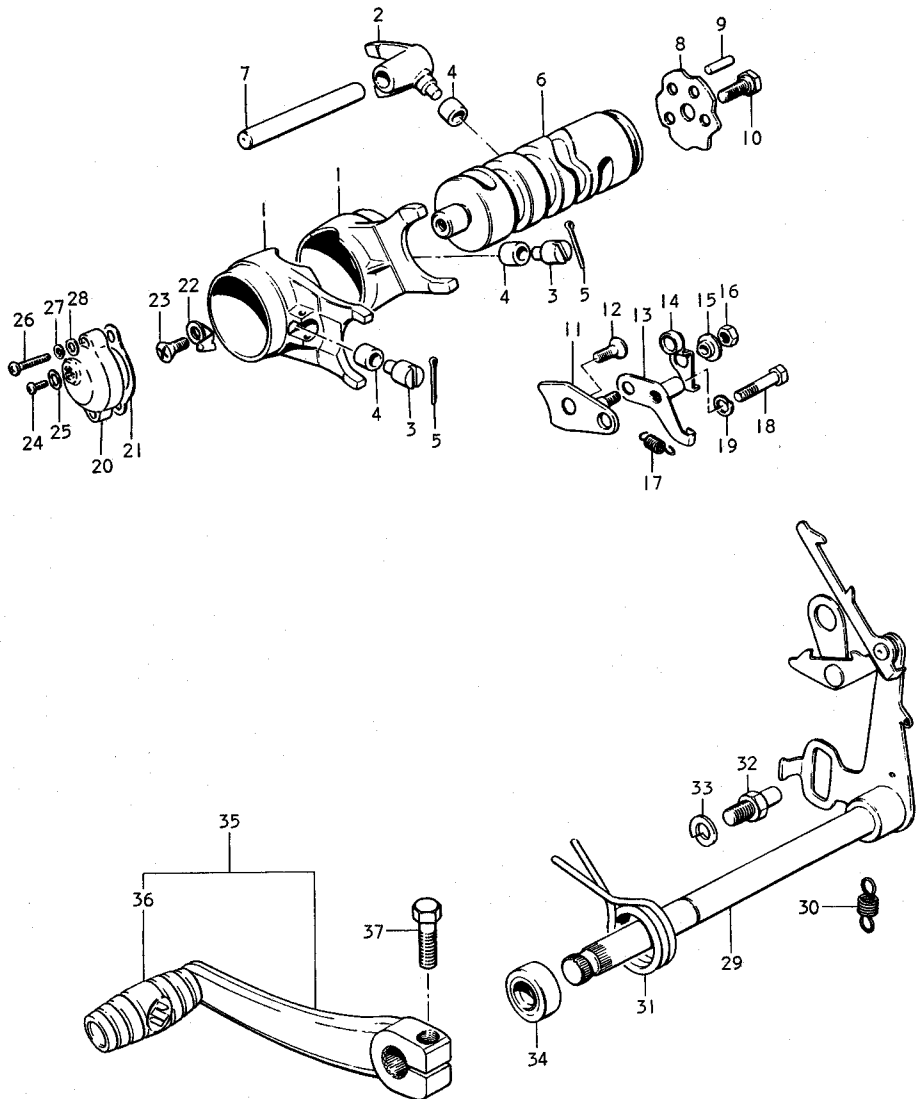
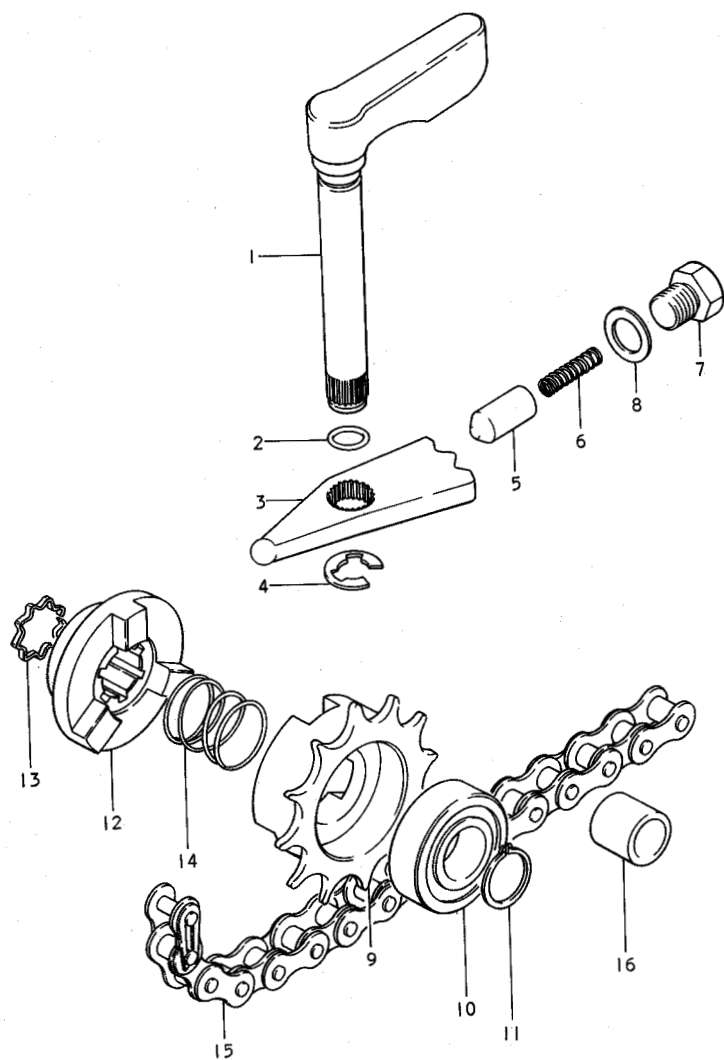


FIG.11 GEAR SHIFTING

Ref.No.	Part No.	Description	Q'ty	<i>B</i>	Remarks
20	37721-26000	BODY, gear shifting switch	1		
21	37712-26000	GASKET	1		
22	37711-05101	CONTACT, neutral switch	1		
23	02122-06128	SCREW	1		
24	02111-03048	SCREW	1		
25	08322-21038	WASHER	1		
26	02111-04208	SCREW	3		
27	08321-21048	LOCK WASHER	2		
28	08322-21048	WASHER	2		
29	25510-22200	SHAFT, gear shifting	1		
30	09443-07013	SPRING, gear shifting pawl return	1		
31	09444-26008	SPRING, gear shifting shaft return	1		
32	25671-19000	STOPPER, gear shifting arm	1		
33	08321-21108	LOCK WASHER	1		
34	09285-12002	OIL SEAL	1		12x22x9
35	25600-22600	LEVER ASSY, gear shifting	1	<i>1</i>	
36	25652-16500	-RUBBER	1		
37	01112-06208	BOLT	1		

FIG.12 CYCLE SPROCKET



IG.12 CYCLE SPROCKET

Ref.No.	Part No.	Description	Q'ty	Remarks
1	25820-22600	LEVER, cycle sprocket shift	1	
2	09280-08003	O RING	1	
3	25812-22600	ARM, cycle sprocket shift	1	
4	08332-11088	E RING	1	
5	25351-22600	STOPPER	1	
6	09440-04011	SPRING	1	
7	09100-10004	PLUG	1	
8	08322-11108	WASHER	1	
9	27521-22600	SPROCKET, cycle	1	
10	09262-15005	BEARING	1	
11	08331-31158	CIRCLIP	1	
12	27522-22600	WHEEL	1	
13	27513-35000	RING	1	
14	09440-19010	SPRING	1	
15	27700-22600	CHAIN ASSY, cycle	1	
16	09343-12005	CUSHION	1	

FIG.13 KICK STARTER

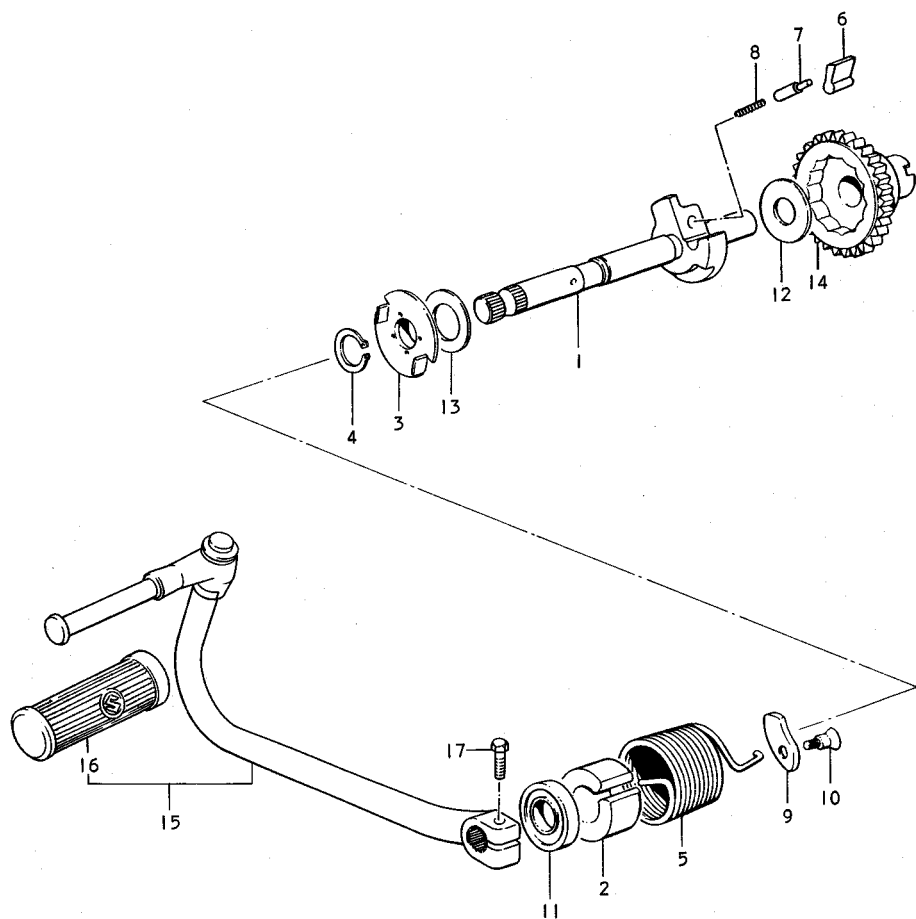


FIG.13 KICK STARTER

Ref.No.	Part No.	Description	Q'ty	Remarks
1	26211-35000	SHAFT, kick starter	1	
2	26221-01030	GUIDE, return spring	1	
3	26222-01001	HOLDER, return spring	1	
4	08331-11149	CIRCLIP	1	
5	09448-38002	SPRING	1	
6	26231-01000	PAWL, kick starter	1	
7	09209-05012	PIN, pawl	1	
8	09440-04010	SPRING, pawl	1	
9	26232-01000	STOPPER	1	
10	09139-06002	SCREW	1	
11	09285-14001	OIL SEAL	1	14x24x6
12	08211-12302	THRUST WASHER, LH	1	
13	09160-14005	THRUST WASHER, RH	1	14x29x1.5
14	26241-05100	GEAR, drive	1	
15	26300-22600	LEVER ASSY, kick starter	1	
16	26352-01000	RUBBER	1	
17	01112-06208	BOLT	1	

26300 - 22600 K/s Levers

B

FIG.14 FLYWHEEL MAGNETO

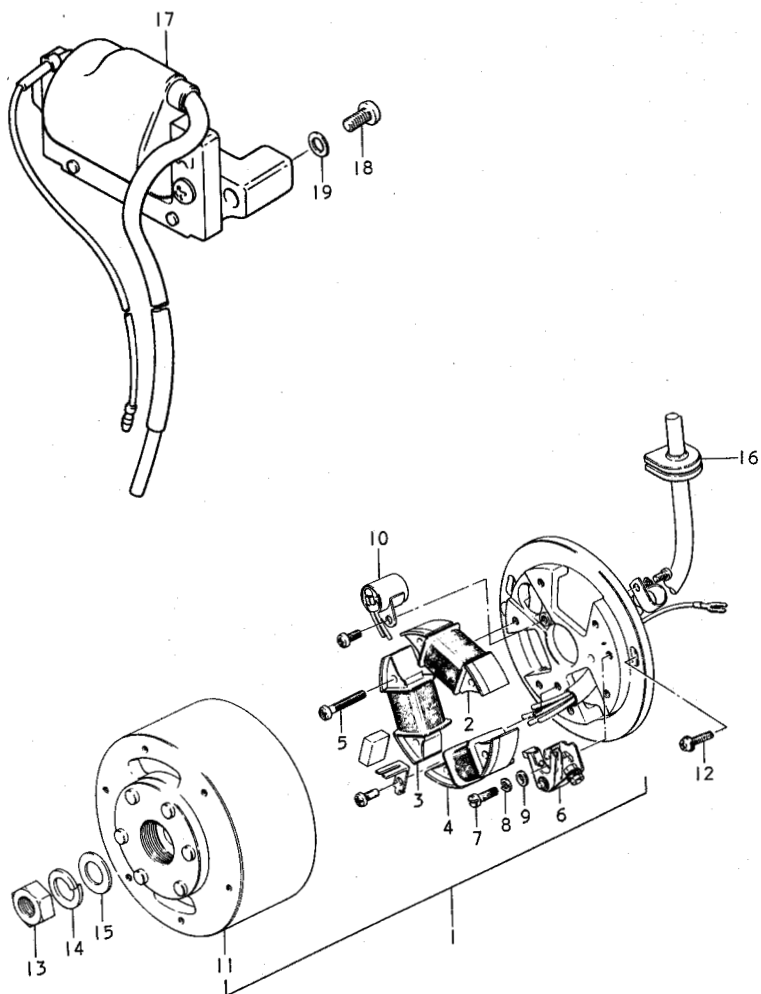


FIG.14 FLYWHEEL MAGNETO

Ref.No.	Part No.	Description	Q'ty	8 Remarks
1	32100-03620	MAGNETO ASSY	1	
2	32120-03620	•COIL, lighting (1)	1	
3	32130-03620	•COIL, lighting (2)	1	
4	32140-03620	•COIL, primary	1	
5	02111-04308	•SCREW	6	
6	32240-28010	•POINT ASSY, contact	1	43012
7	02311-04128	•SCREW	1	
8	08321-21048	•LOCK WASHER	1	
9	08322-21048	•WASHER	1	
10	32341-25690	•CONDENSER	1	
11	32102-03620	•ROTOR, flywheel	1	
12	09139-05011	SCREW	3	
13	08311-11108	NUT	1	
14	08321-21108	LOCK WASHER	1	
15	08322-21108	WASHER	1	
16	09309-09003	GROMMET	1	
17	33410-19020	COIL ASSY, ignition	1	
18	02111-05127	SCREW	2	
19	08322-21058	WASHER	2	

32240-12020 Contact Hopson
 32341-03620 Condensers "

FIG.15 SPEEDOMETER

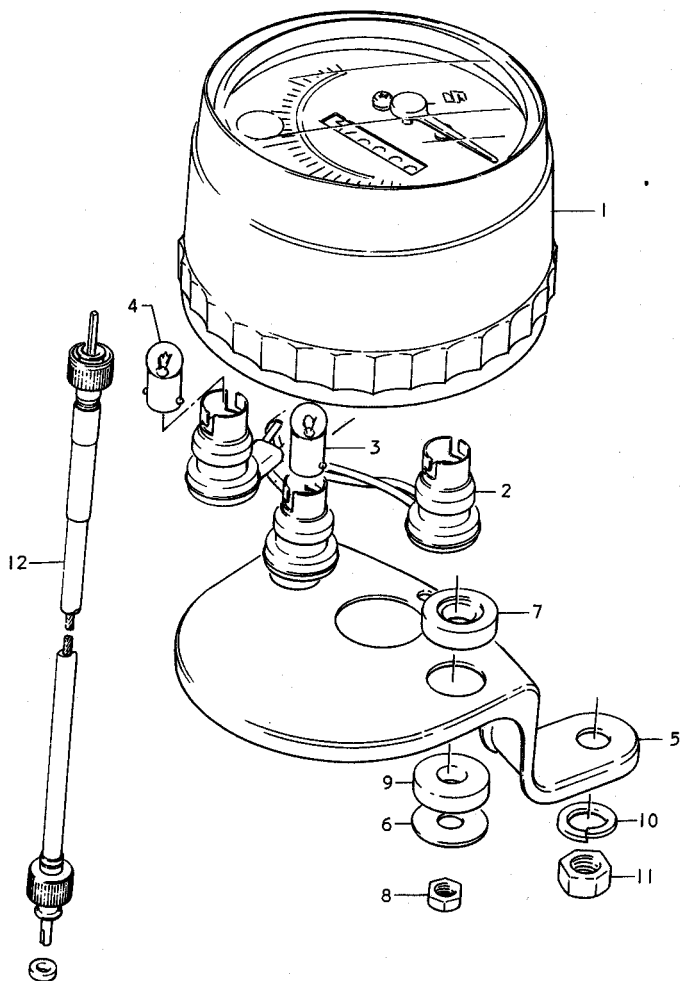


FIG.15 SPEEDOMETER

Ref.No.	Part No.	Description	Q'ty	8	Remarks
1	34100-26601- 999	SPEEDOMETER ASSY	1	1	Mile 7
2	34170-26600	•SOCKET	1		Mile
3	09471-06002	BULB	2		
4	09471-06001	BULB	2		
5	34950-26001	BRACKET, speedometer	1	B	
6	09160-05006	WASHER	2		
7	34955-20000	CUSHION, No.1	2		
8	08311-11058	NUT	2		
9	09320-08004	CUSHION, No.2	2		
10	08321-21088	LOCK WASHER	2		
11	08312-11088	NUT	2		
12	34910-28131	CABLE ASSY, speedometer	1		

FIG.16 HEADLAMP

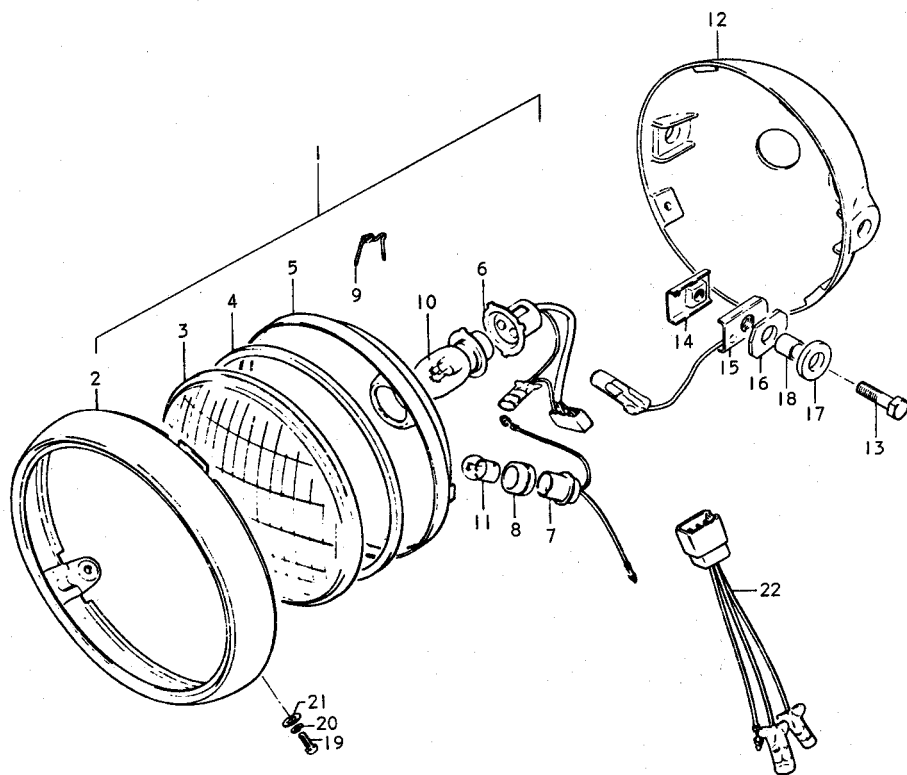


FIG.16 HEADLAMP

Ref.No.	Part No.	Description	Q'ty	B Remarks
1	35100-25620	HEADLAMP ASSY	1	F
2	35111-27221	•RIM	1	1
3	35124-27222	•LENS	1	1
4	35125-27222	•GASKET	1	
5	35123-25620	•REFLECTOR	1	
6	35171-25620	•SOCKET	1	
7	36118-25620	•SOCKET	1	
8	36116-08421	•SEAL RUBBER	1	
9	35128-27221	•SPRING	3	
10	09471-06015	•BULB	1	6V, 25/25W
11	09471-06002	•BULB	1	6V, 3W
12-1	51810-27200-797	HOUSING, headlamp	1	B -291
12-2	51810-27200-00U	HOUSING, headlamp	1	
13	01221-08307	BOLT	2	
14	51817-06301	PLATE, housing RH	1	
15	51818-06301	PLATE, housing LH	1	
16	09329-12002	CUSHION (1)	2	
17	09320-12014	CUSHION (2)	2	
18	09180-08001	SPACER	2	
19	02111-04127	SCREW	2	
20	08321-21048	LOCK WASHER	2	
21	08322-21048	WASHER	2	
22	36852-15670	LEAD WIRE, headlamp	1	

H/Comp B 35100-22630

FIG.17 TURN SIGNAL LAMP

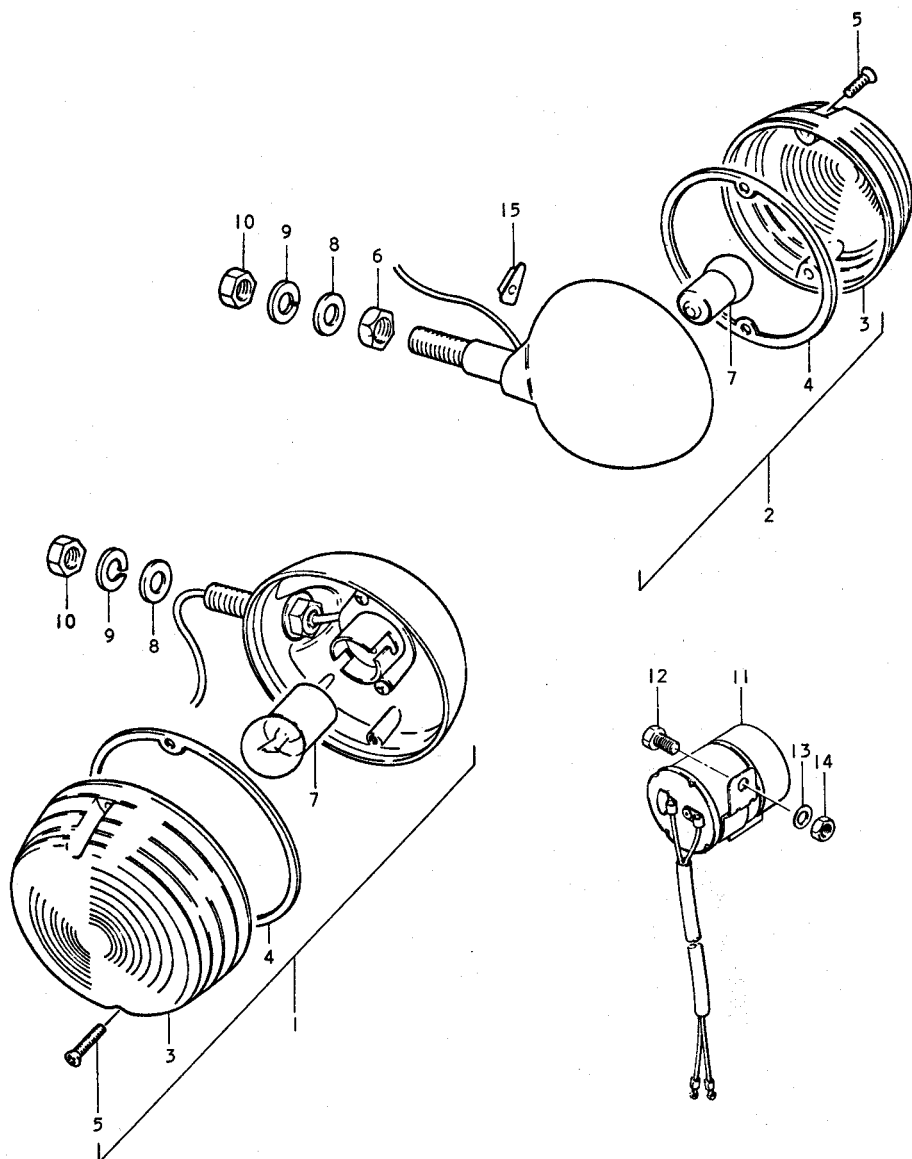


FIG.17 TURN SIGNAL LAMP

Ref.No.	Part No.	Description	Q'ty	Remarks
1	35601-25211	LAMP ASSY, front turn signal	2	
2	35603-25012	LAMP ASSY, rear turn signal	2	
3	35612-20010	•LENS	4	
4	35613-06111	•GASKET	4	
5	35623-06110	•SCREW	8	
6	08312-31108	•NUT, rear turn signal	2	
7	09471-06021	•BULB	4	
8	08322-11108	WASHER	2	
9	08321-21108	LOCK WASHER	4	
10	08312-11108	NUT	4	
11	38610-12110	RELAY, turn signal	1	
12	01112-06128	BOLT	1	
13	08322-21068	WASHER	1	
14	08311-11068	NUT	1	
15	35661-22610	GROMMET, rear turn signal lead wire	2	Black

Front & Rear Flashers 35603-46210 B
Lens 35612-46210 B
Relay 38610-12110 B
Indicator Bolts Front 01112-06608 B
Rear 09100-06038 B

FIG.18 REAR COMBINATION LAMP

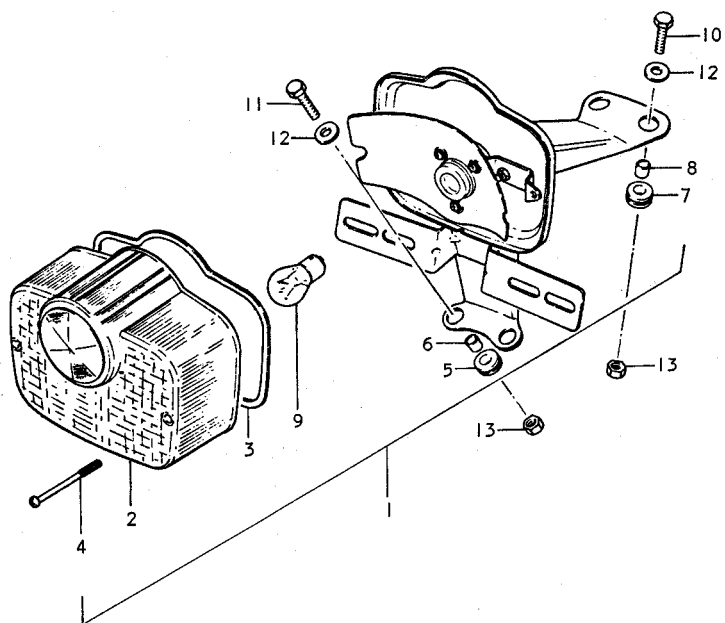


FIG.18 REAR COMBINATION LAMP

Ref.No.	Part No.	Description	Q'ty	Remarks
1	35710-23010	LAMP ASSY, rear combination	1	
2	35712-27630	•LENS	1	
3	35713-27630	•GASKET	1	
4	02111-04508	•SCREW	2	
5	35765-15010	•CUSHION, front	2	
6	35766-15010	•SPACER	2	
7	35765-22210	•CUSHION, rear	2	
8	35766-22210	•SPACER	2	
9	09471-06009	•BULB	1	6V, 21/3cp
10	01112-06168	BOLT	2	
11	01112-06208	BOLT	2	
12	09160-06027	WASHER	4	
13	08311-11068	NUT	4	

Tail lamp lens 35712-46620 B
Rear lamp 35710-22650-999 B

FIG.19 ELECTRICAL

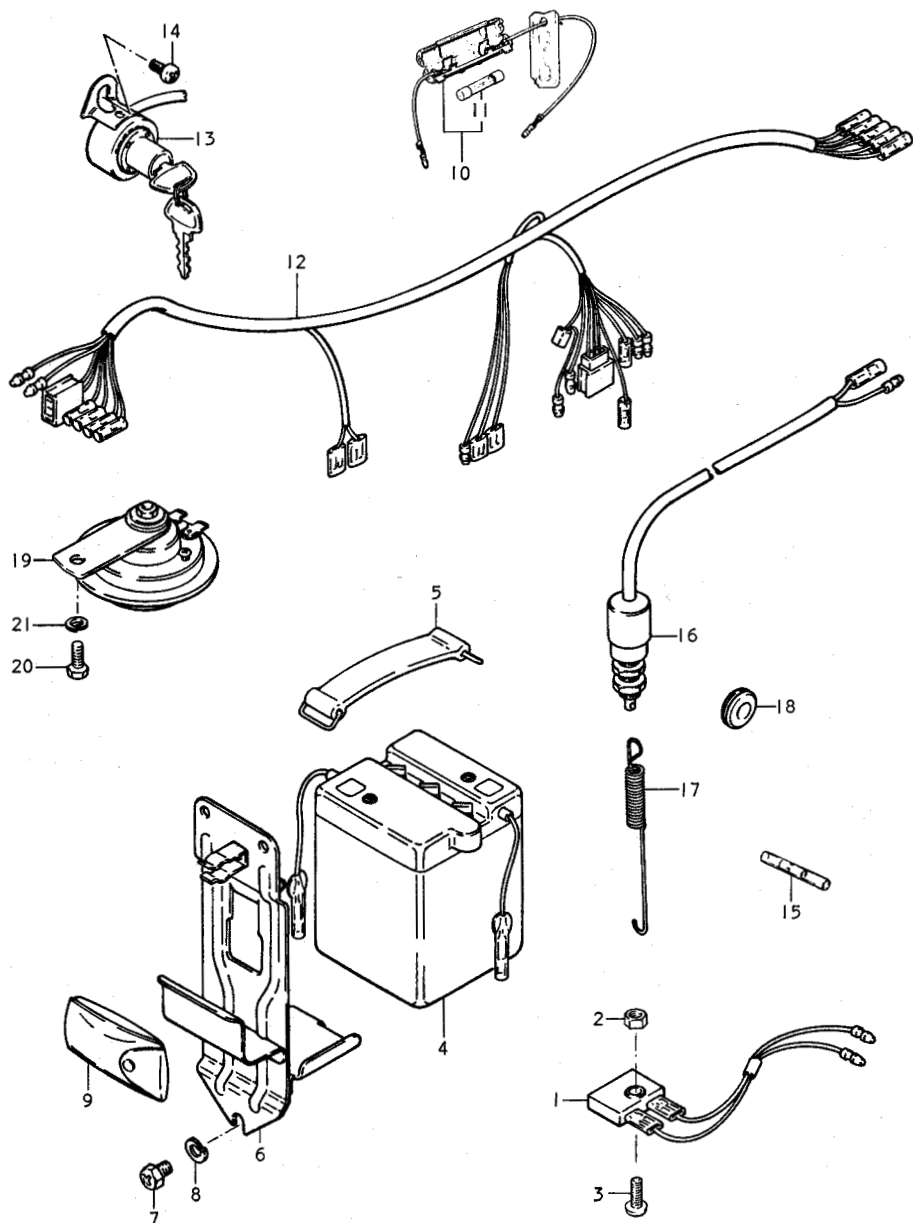


FIG.19 ELECTRICAL

Ref.No.	Part No.	Description	Q'ty	Remarks
1	32800-19061	RECTIFIER ASSY, silicon	1	
2	08311-11058	NUT	1	
3	02111-05207	SCREW	1	
4	33610-03010	BATTERY ASSY	1	6V, 4AH
5	09462-00007	BAND, battery	1	
6	41540-05100	HOLDER, battery	1	
7	09128-06004	SCREW, battery holder	3	
8	08321-21068	LOCK WASHER	3	
9	09800-00108	TOOL SET	1	
10	36740-15010	FUSE CASE ASSY	1	
11	09481-15001	FUSE	1	15A
12	36610-22204	WIRING HARNESS	1	
13	37110-22613	SWITCH ASSY, ignition	1	
14	02111-06128	SCREW	2	
15	37132-03000	CONNECTOR	1	
16	37740-19051	SWITCH ASSY, brake lamp	1	
17	09443-06019	SPRING	1	
18	09308-12001	GROMMET	1	
19	38500-23031	HORN	1	
20	01122-08128	BOLT	1	
21	08321-21088	LOCK WASHER	1	

FIG. 20 FRAME - FRAME COVER

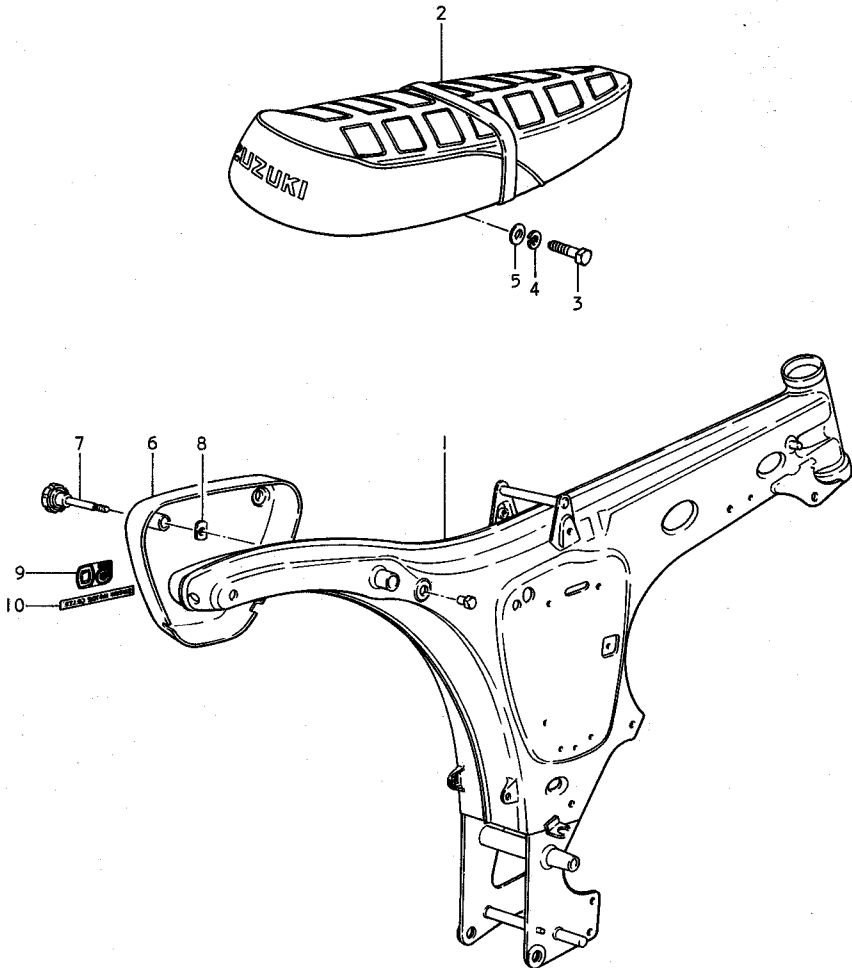


FIG.20 FRAME - FRAME COVER

Ref.No.	Part No.	Description	Q'ty	Remarks
1	41100-21201-019	FRAME	1	
2	45100-22631-403	SEAT ASSY	1	- 865 Black seat B
3	01122-08258	BOLT	2	
4	08321-21088	LOCK WASHER	2	
5	08322-21088	WASHER	2	
6-1	47211-21001-797	COVER, frame LH	1	Battery 05H
6-2	47211-21001-00U	COVER, frame LH	1	
7	47130-01001	KNOB, frame cover	1	
8	09152-06002	NUT	1	
9	68141-22630	EMBLEM, SUZUKI	1	
10	68363-26200	LABEL, company name	2	

FIG.21 STAND - BRAKE PEDAL

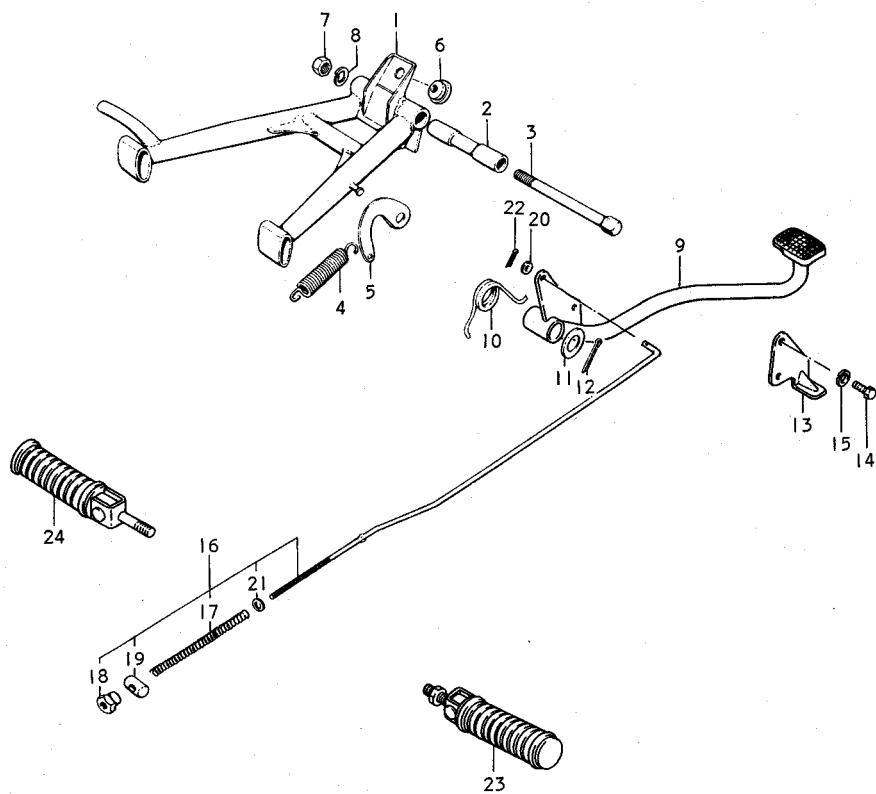


FIG.21 STAND - BRAKE PEDAL

Ref.No.	Part No.	Description	Q'ty	Remarks
1	42100-22200	STAND, center	1	1
2	42211-03001	SPACER	1	
3	09100-10018	BOLT	1	10x107
4	09443-16002	SPRING	1	
5	42251-03002	HOOK, spring	1	
6	09321-10001	CUSHION	1	
7	08312-11108	NUT	1	
8	08321-21108	LOCK WASHER	1	
9	43110-22600	PEDAL, brake	1	
10	09448-31010	SPRING	1	
11	09160-15002	WASHER	1	15.5x26x2.3
12	04111-30308	COTTER PIN	1	
13	43221-22600	STOPPER, brake pedal	1	
14	01122-08168	BOLT	1	
15	08321-21088	LOCK WASHER	1	
16	43300-25000	BRAKE ROD ASSY	1	
17	09440-09004	•SPRING	1	
18	09150-06001	•NUT	1	
19	09209-11002	•PIN	1	
20	08322-21058	•WASHER	1	
21	08322-21068	•WASHER	1	
22	04111-20208	•COTTER PIN	1	
23	43600-03001	FOOTREST ASSY, pillion	1	B
24	43600-22600	FOOTREST ASSY, pillion	1	B

FIG. 22 FUEL TANK

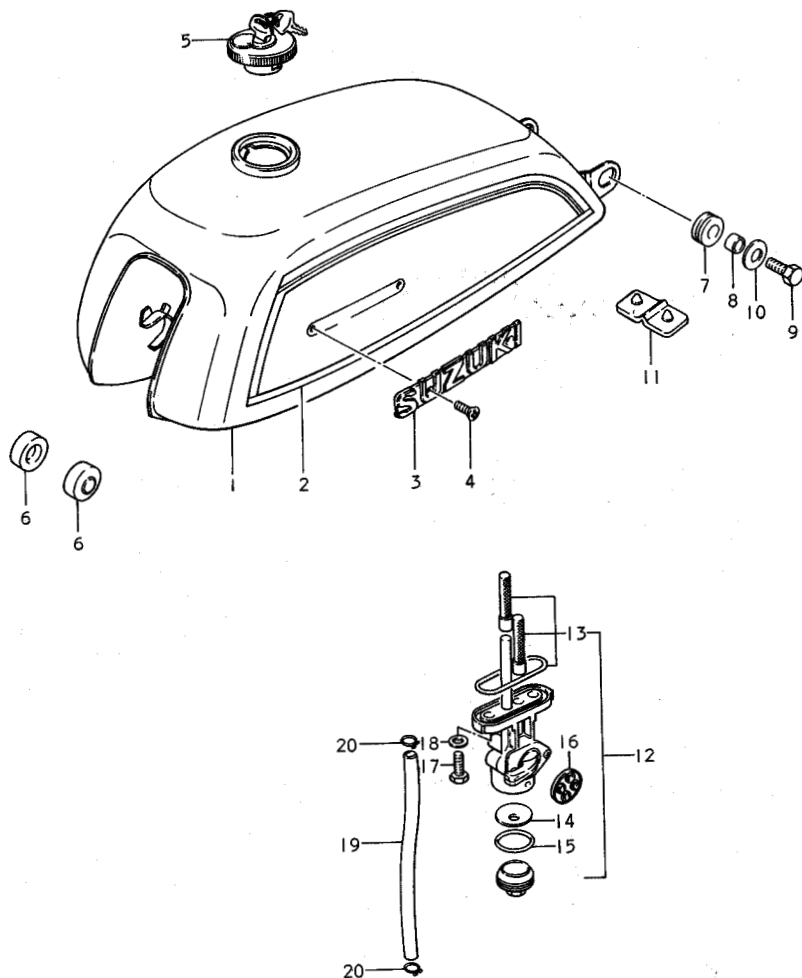


FIG.22 FUEL TANK

Ref.No.	Part No.	Description	Q'ty	Remarks
1-1	44110-22670-797	TANK, fuel	1	
1-2	44110-22670-00U	TANK, fuel	1	
2	68101-22810-61K	TAPE SET, striping	1	
3	68111-34000	EMBLEM	2	
4	09127-03002	SCREW	4	
5	44200-36602	CAP, fuel tank	1	
6	09329-10005	CUSHION, front	2	
7	09320-09002	CUSHION, rear	2	
8	09180-06002	SPACER	2	6.8x10x7
9	01112-06168	BOLT	2	
10	09160-06004	WASHER	2	5.5x24x1.6
11	09321-05006	CUSHION	1	
12	44300-22571	COCK ASSY, fuel	1	
13	44300-28817	FILTER SET	1	
14	44344-28070	CLEANER	1	
15	44346-28070	GASKET, cup	1	
16	44341-28070	GASKET, lever	1	
17	09128-06006	BOLT	2	
18	09168-06010	GASKET	2	
19	09343-05017	HOSE, fuel	1	5x8.2x420
20	09401-08401	CLIP, fuel hose	2	

44110-22680-05H

Jepes 68101-22820-61P
68101-22820-61R

B Red
B Blue
B
B

FIG.23 OIL TANK

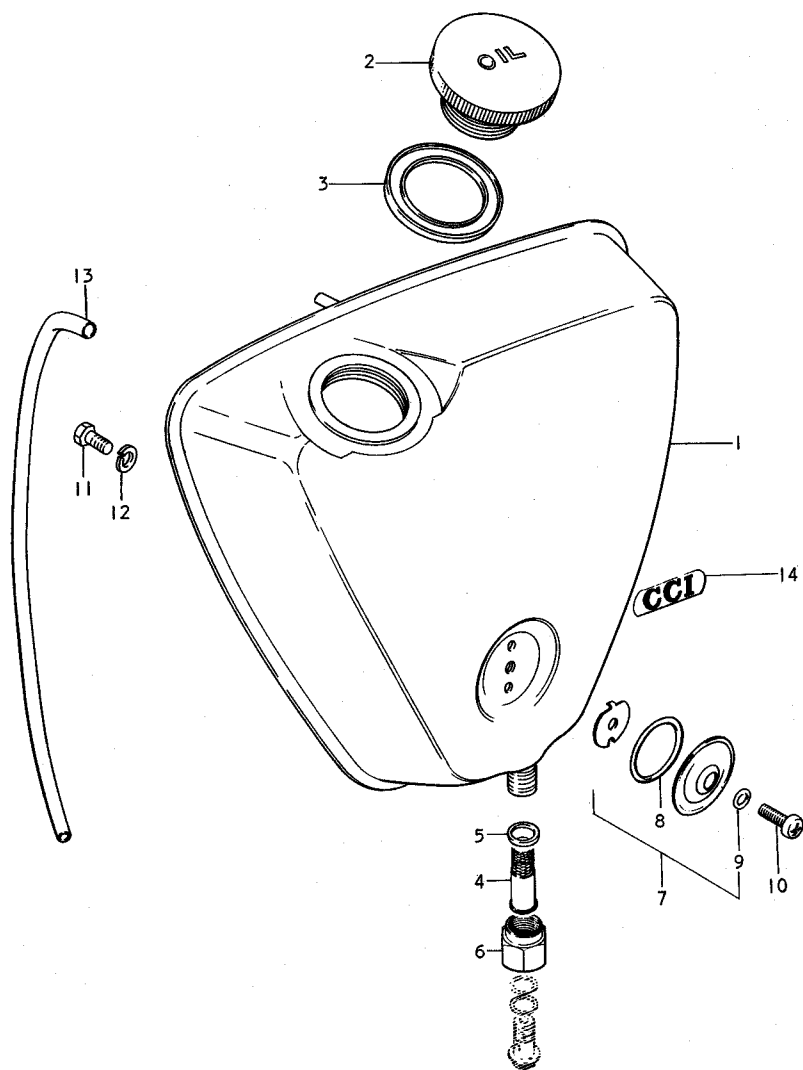


FIG.23 OIL TANK

Ref.No.	Part No.	Description	Q'ty	Remarks
1-1	44610-21000-797	OIL TANK	1	
1-2	44610-21000-00U	OIL TANK	1	
2	44651-11040	CAP, oil tank	1	
3	44661-11000	GASKET	1	35x46x3.5
4	44720-11030	NET, oil tank outlet strainer	1	
5	44733-11030	GASKET	1	8.2x13.5x2.5
6	09361-14001	NUT, joint	1	
7	44640-11843	LENS SET, oil inspection	1	
8	09280-23001	O RING	1	
9	09168-05001	GASKET	1	5x9.5x1.0
10	02112-05168	SCREW	1	
11	01112-06108	BOLT	3	
12	08321-21068	LOCK WASHER	3	
13	09344-05001	HOSE, breather	1	
14	68171-26000	EMBLEM, CCI	1	

44610-21000 Tank

B

FIG.24 FRONT FORK

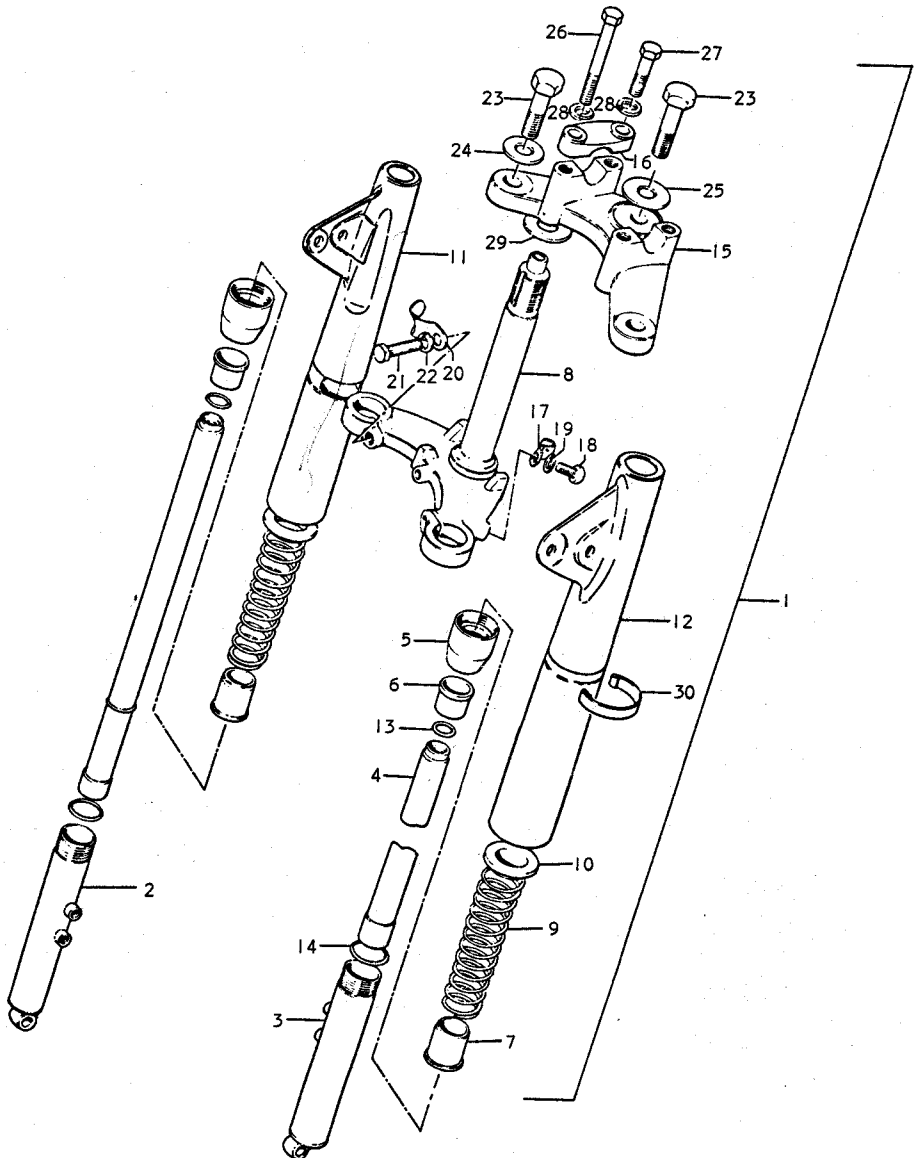


FIG.24 FRONT FORK

Ref.No.	Part No.	Description	Q'ty M	Remarks
1-1	51100-23312-797	FORK ASSY, front	1	
1-2	51100-23312-00U	FORK ASSY, front	1	
2	51130-22210	*OUTER TUBE, RH	1	
3	51140-22210	*OUTER TUBE, LH	1	
4	51110-23010	*INNER TUBE	2	
5	51150-03011	*OUTER TUBE NUT	2	
6	51152-03011	*SLIDE METAL	2	
7	51173-01210	*SPRING GUIDE, lower	2	
8	51410-22010	*STEM, steering	1	
9	51171-24900	*SPRING	2	
10	51172-23010	*SPRING GUIDE, upper	2	
11-1	51530-23311-797	*HEAD LAMP BRACKET, RH	1	
11-2	51530-23311-00U	*HEAD LAMP BRACKET, RH	1	
12-1	51540-23311-797	*HEAD LAMP BRACKET, LH	1	
12-2	51540-23311-00U	*HEAD LAMP BRACKET, LH	1	
13	51181-22010	*O RING	2	
14	51154-12011	*O RING	2	
15	51311-22210	*STEM HEAD, steering	1	
16	56211-27100	*HOLDER, handle	2	
17	51453-03010	*CLIP, stem rear	1	
18	02112-06108	*SCREW	1	
19	08321-21068	*LOCK WASHER	1	
	51153-03011	Seal	2	

St. Stem 51410-23640 B

St. Stem Hd. 51311-23640-291 B

Inner Tubes 51110-23640 B DB

R/H Fork 51530-23670-291 B

L/H - 51540-23670-291 B

51153-46100 Seal 2 B

Fork A50P E2 51100-23700-291₂₄₋₁ B

Fork 51100-23670-291 DB

FIG.24 FRONT FORK

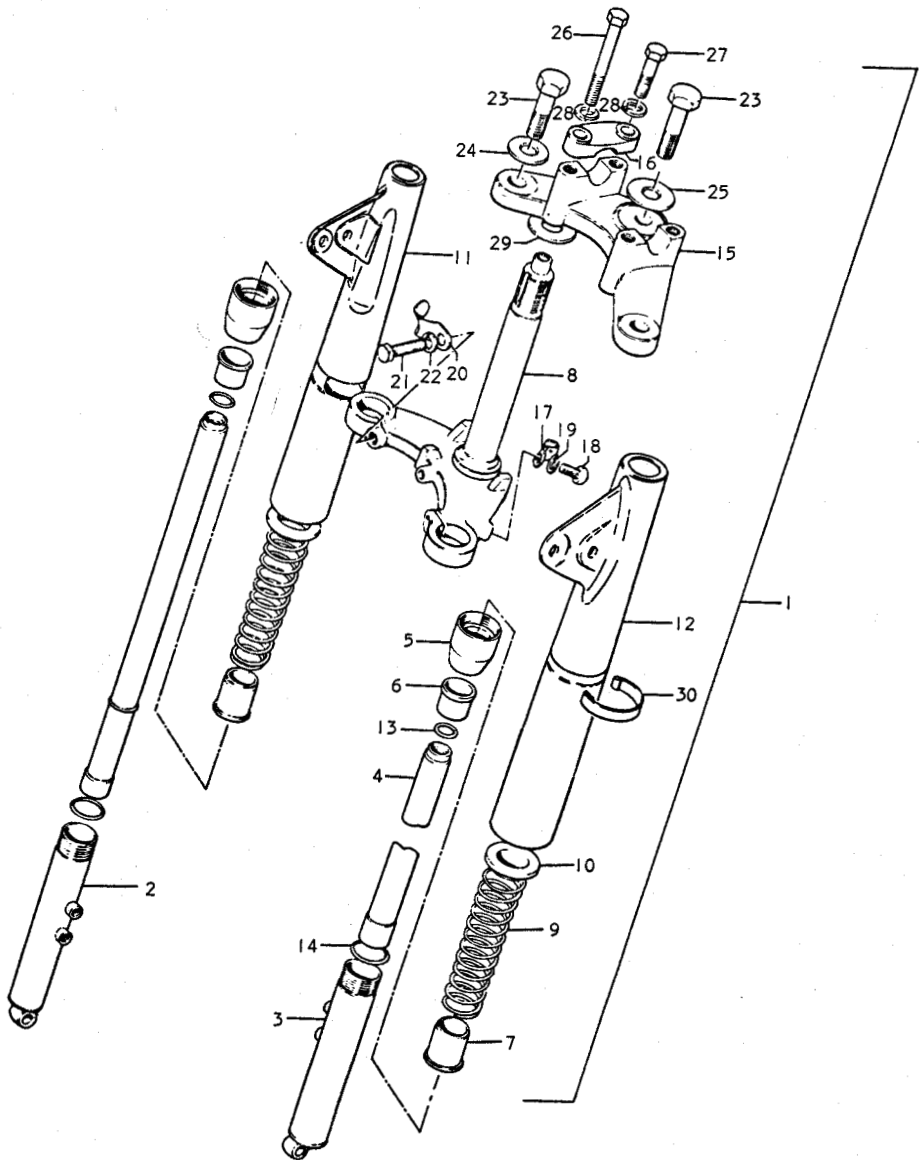


FIG.24 FRONT FORK

Ref.No.	Part No.	Description	Q'ty	Remarks
20	51452-08010	•CLIP, stem front	1	
21	51451-03010	•BOLT	2	
22	08321-21108	•LOCK WASHER	2	
23	51351-20010	•BOLT, stem head	3	
24	51356-22011	•WASHER	2	
25	51356-22012	•WASHER	1	
26	01221-08757	•BOLT	2	
27	01221-08357	•BOLT	2	
28	08321-21088	•LOCK WASHER	4	
29	51357-22010	•WASHER	1	
30	51555-22010	•STEM COVER	2	

B L/H Fork outer Tubes 51141-23680
 B R/H " " " 51131-23680
 D B L/H " " " 51141-23640
 D B R/H " " " 51131-23640

FIG.25 FENDER

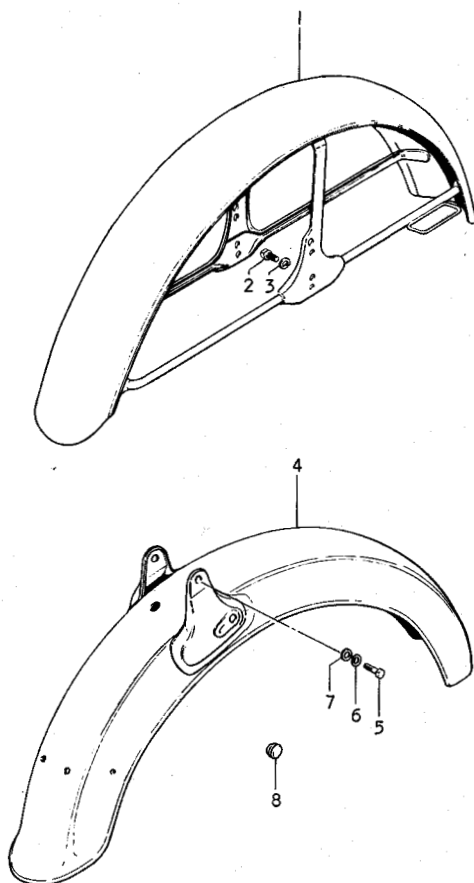


FIG.25 FENDER

Ref.No.	Part No.	Description	Q'ty	Remarks
1	53110-03660	FENDER, front	1	Chrome-plated
2	01112-06108	BOLT	4	
3	08321-21068	LOCK WASHER	4	
4	63110-22610	FENDER, rear	1	20.2.
5	01112-06128	BOLT	2	
6	08321-21068	LOCK WASHER	2	
7	08322-21068	WASHER	2	
8	09250-07001	CAP, rear fender	2	

Plastic Front Fender 53111-46630-126 B
Box " " 53112-46100 B
Rear Fender 63110-22619-126 B

FIG.26 FRONT WHEEL

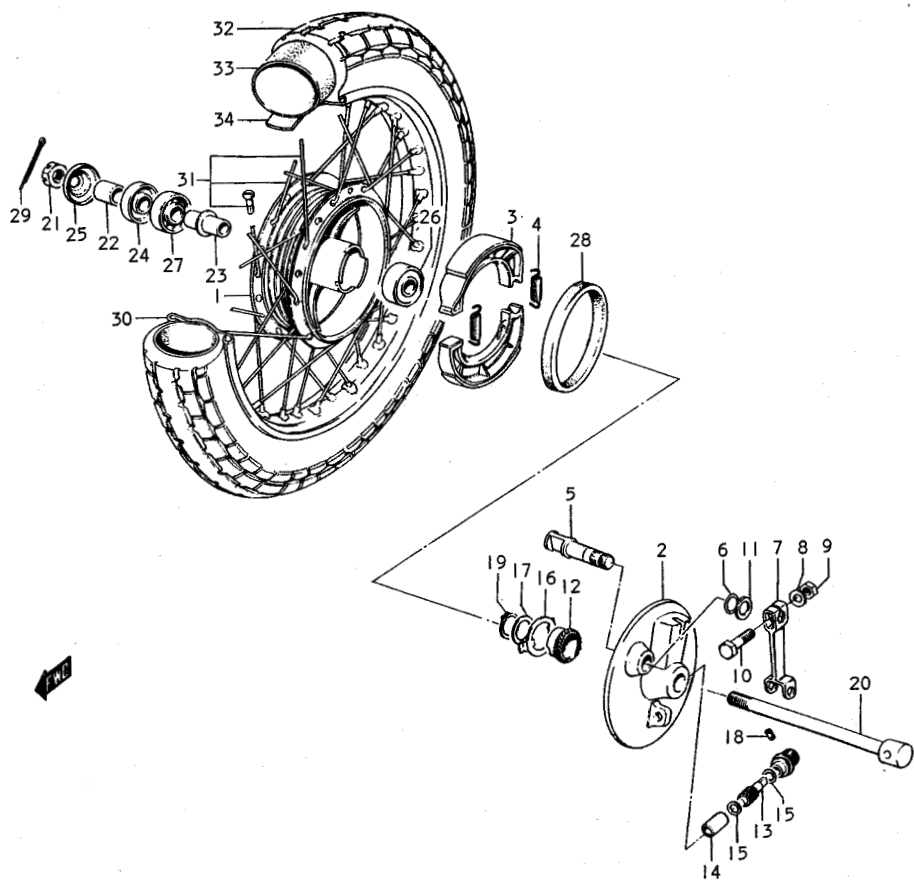


FIG.26 FRONT WHEEL

Ref.No.	Part No.	Description	Q'ty	Remarks
1	54110-01004	DRUM, hub	1	
2	54210-03006	PANEL, hub	1	
3	54410-01005	SHOE, brake	2	
4	09443-07001	SPRING	2	
5	54441-01002	CAM SHAFT, brake	1	
6	09280-12001	DUST SEAL, cam shaft	1	
7	54451-03002	LEVER, brake cam	1	
8	08322-21068	WASHER	1	
9	08311-11068	NUT	1	
10	09100-06050	BOLT	1	6x31
11	09160-12011	WASHER	1	12.5x20x1
12	54611-03000	GEAR, speedometer	1	
13	54621-03000	PINION, speedometer	1	
14	54632-01001	BUSHING, pinion outer	1	
15	09160-05001	THRUST WASHER	2	5.1x9x0.4
16	54661-03000	DRIVER, speedometer	1	
17	09160-16005	THRUST WASHER	1	16x22x1
18	09134-03101	SCREW, pinion bushing	1	
19	08331-11159	CIRCLIP	1	
20	54711-03601	AXLE, front	1	
21	08314-11108	NUT	1	
22	09180-10003	SPACER, axle LH	1	10x15x12.4

FIG.26 FRONT WHEEL

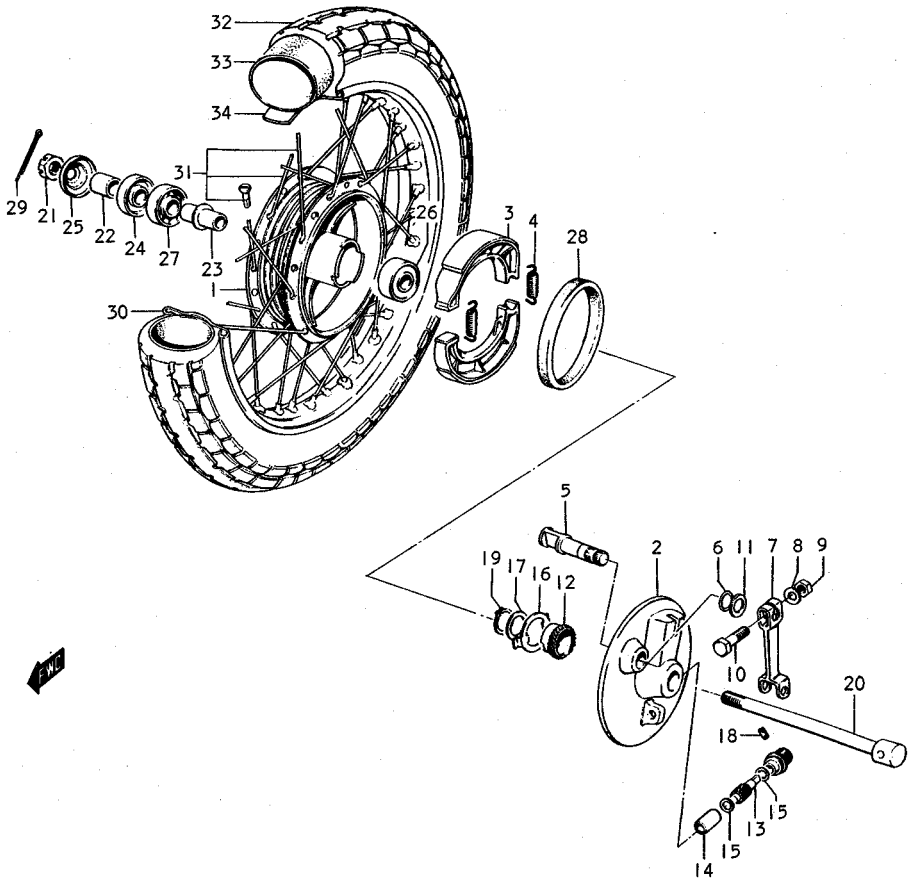


FIG.26 FRONT WHEEL

Ref.No.	Part No.	Description	Q'ty	Remarks
23	54730-01000	SPACER, hub bearing	1	
24	09284-15001	OIL SEAL, hub	1	
25	54892-01000	COVER, hub RH	1	
26	08143-63000	BEARING, hub LH	1	
27	08113-62000	BEARING, hub RH	1	
28	09285-43001	OIL SEAL, panel	1	
29	04111-20308	COTTER PIN	1	
30	55311-01020	RIM, wheel	1	1.20x17 B
31	55301-01812	SPOKE SET, front	1	
32	55100-01011	TIRE, front	1	2.25-17
33	55200-01011	TUBE, inner	1	2.25-17
34	55261-01010	PROTECTOR, inner tube	1	18x17

FIG.27 HANDLEBAR - CONTROL CABLE

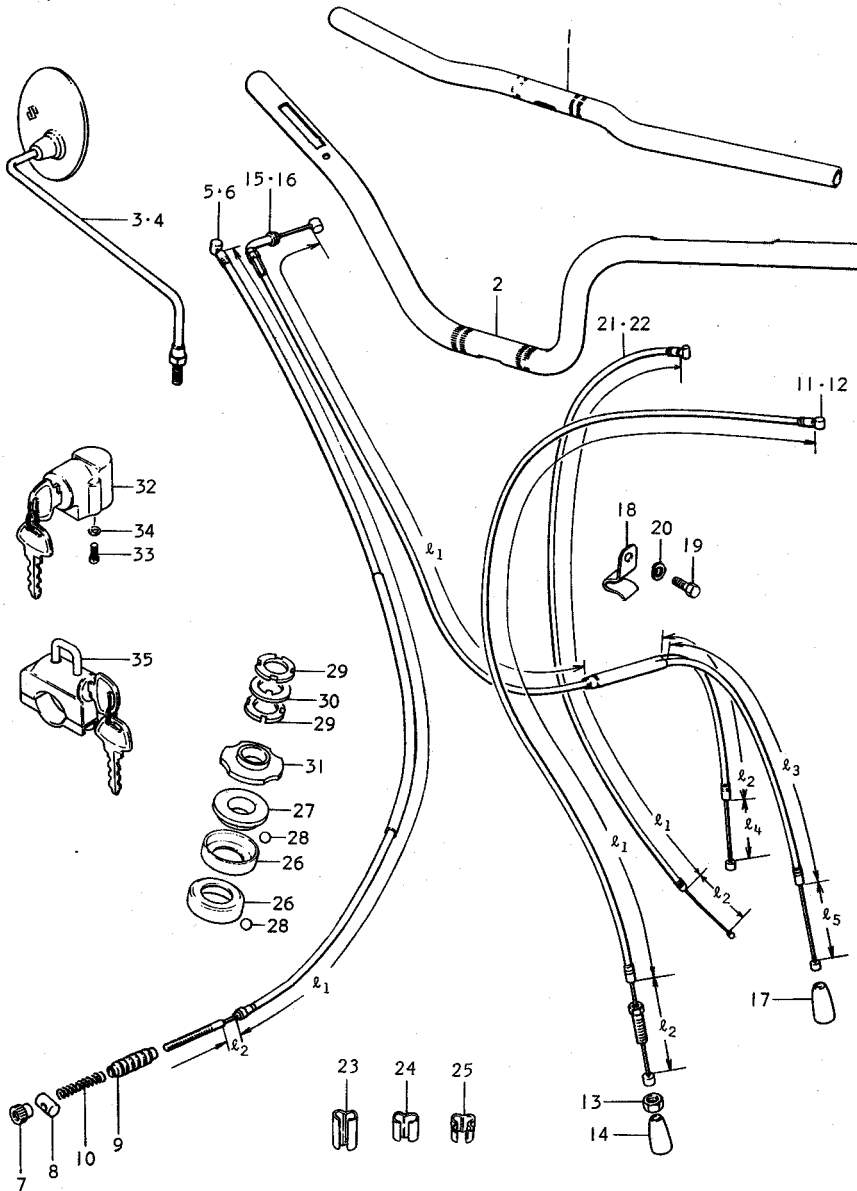


FIG.27 HANDLEBAR - CONTROL CABLE

Ref.No.	Part No.	Description	Q'ty	Remarks
1	56111-22700	HANDLEBAR <i>NO</i>	1	Flat Handle
2	56111-20710 <i>31010</i>	HANDLEBAR <i>20712 B</i>	1	Semi Western
3	56500-19010 <i>31010</i>	MIRROR ASSY, rear view	1	<i>B</i>
4	56600-19010	MIRROR ASSY, rear view	1	<i>B</i>
5	58100-03731	CABLE ASSY, brake	1	For Semi Western
6	58110-03751	CABLE ASSY, brake <i>NO</i>	1	For Flat
7	09150-05101	•NUT	1	
8	09209-10001	•PIN	1	
9	09287-07001	•BOOT	1	
10	09440-06003	•SPRING	1	
11	58200-07001	CABLE ASSY, clutch <i>NO</i>	1	For Flat
12	58200-05710	CABLE ASSY, clutch	1	For Semi Western
13	08312-11088	•NUT	1	
14	09287-07002	•BOOT	1	
15	58300-22600	CABLE ASSY, throttle <i>NO</i>	1	For Flat
16	58300-05730	CABLE ASSY, throttle	1	For Semi Western
17	09287-07002	BOOT, throttle cable	1	
18	09403-09304	CLAMP, throttle cable connector	1	
19	01112-06108	BOLT	1	
20	08321-21068	LOCK WASHER	1	
21	58410-01751	CABLE, starter <i>NO</i>	1	For Flat
22	58410-19900	CABLE, starter	1	For Semi Western
23	09408-00001	CLIP	2	
24	09408-00002	CLIP	1	
25	09408-00014	CLIP	1	

FIG.27 HANDLEBAR - CONTROL CABLE

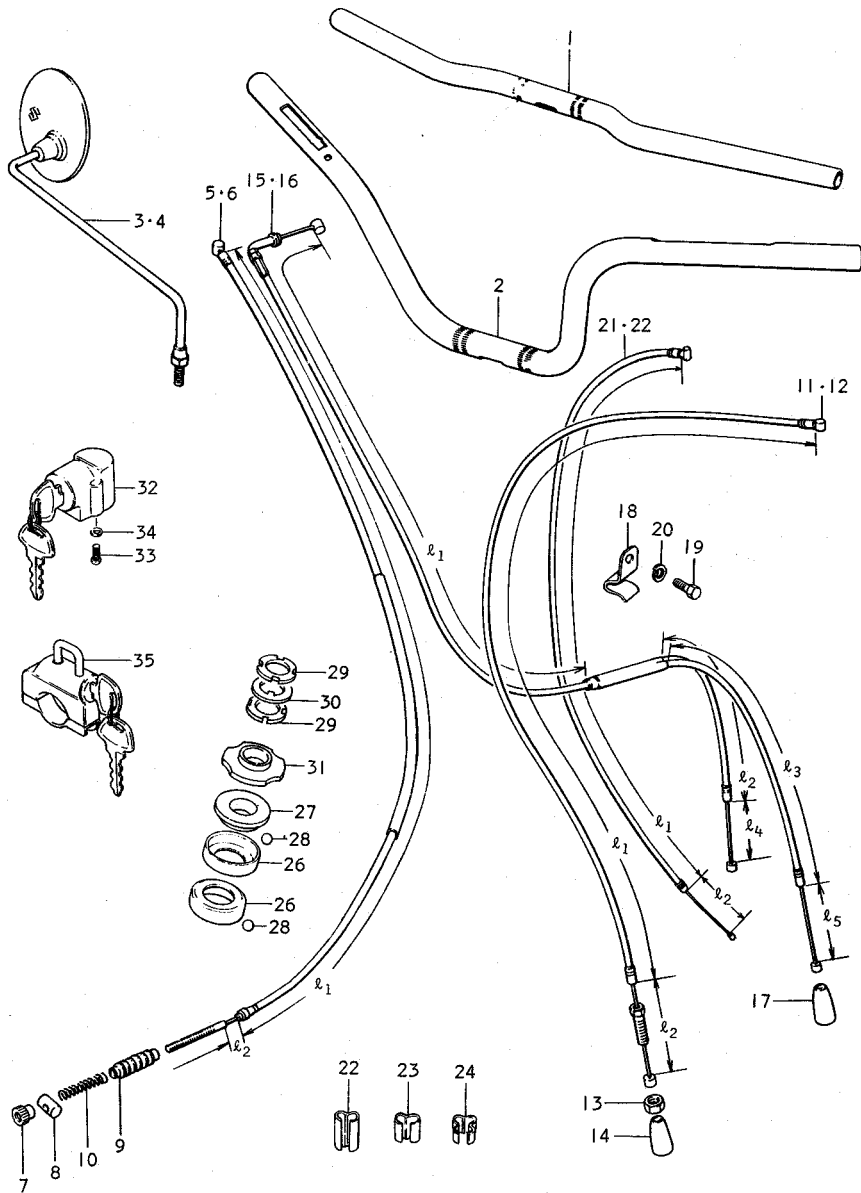


FIG.27 HANDLEBAR - CONTROL CABLE

Ref.No.	Part No.	Description	Q'ty	Remarks
26	51611-20002	RACE, steering inner	2	B
27	51621-25000	RACE, steering upper outer	1	B
28	06111-06003	STEEL BALL	44	B
29	51631-05000	NUT, stem	2	
30	09166-24001	WASHER	1	
31	51643-06001	DUST SEAL	1	
32	50000-25837	LOCK ASSY, steering	1	
33	02111-05127	SCREW	2	
34	08321-21058	LOCK WASHER	2	
35	90001-31817	LOCK ASSY, helmet	1	

FIG.28 GRIP - HANDLE SWITCH

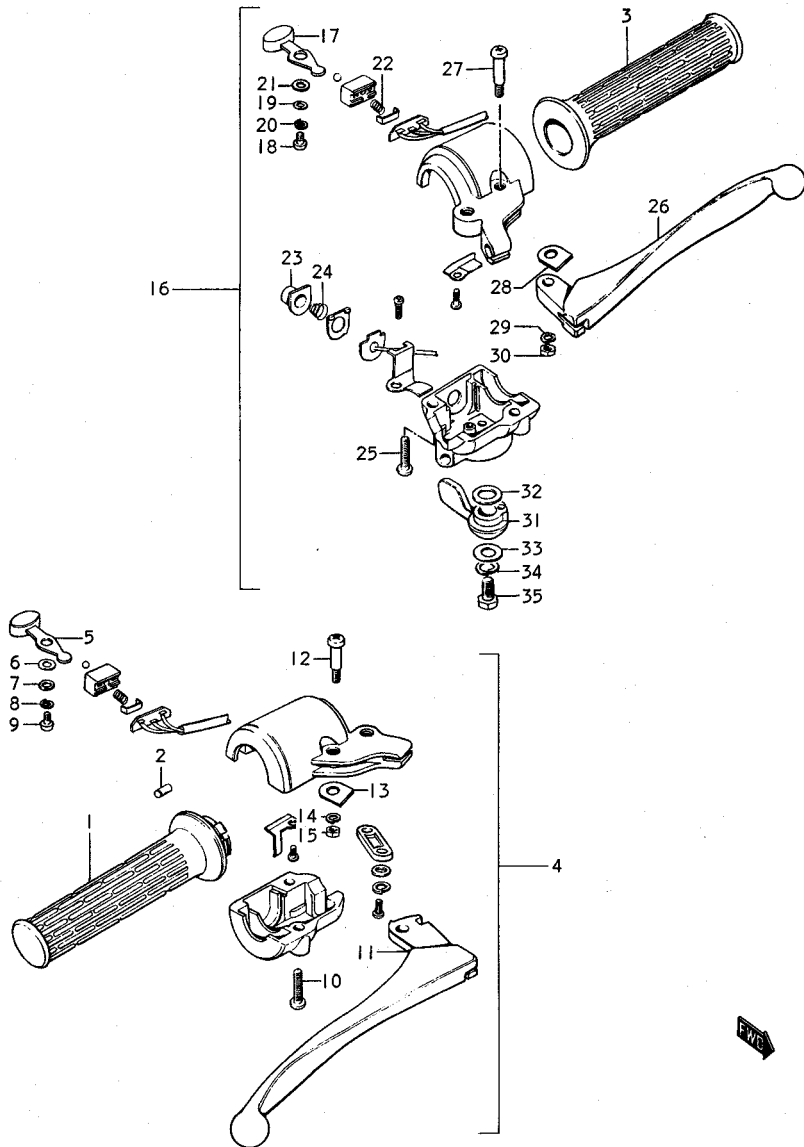


FIG.28 GRIP - HANDLE SWITCH

Ref.No.	Part No.	Description	Q'ty	Remarks
1	57110-20010	GRIP ASSY, throttle	1	B
2	58631-07010	•PIECE	1	
3	57211-20010	GRIP ASSY, LH	1	B
4	57300-20713	BRAKE LEVER & RH SWITCH ASSY	1	B FLASHER
5	57320-01011	•KNOB, dimmer switch	1	
6	57334-01010	•WASHER, spring	1	
7	08322-21038	•WASHER	1	
8	08321-21038	•LOCK WASHER	1	
9	09125-03103	•SCREW	1	
10	09125-05105	•SCREW	2	
11	57421-27210	•LEVER, brake	1	
12	57431-01011	•BOLT, pivot	1	
13	57435-20010	•SPACER, lever	1	
14	08321-21058	•LOCK WASHER	1	
15	08311-11058	•NUT	1	

FIG.28 GRIP - HANDLE SWITCH

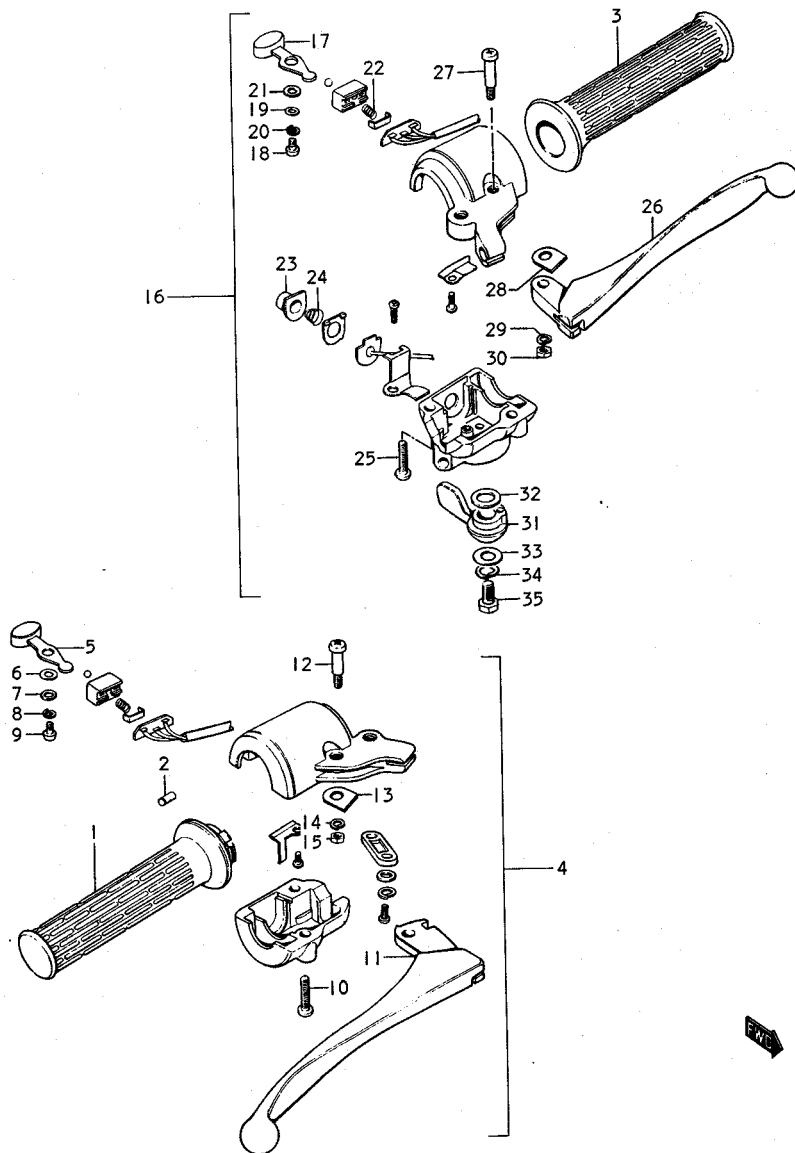


FIG.28 GRIP - HANDLE SWITCH

Ref.No.	Part No.	Description	Q'ty	Remarks
16	57500-21012	CLUTCH LEVER & LH SWITCH ASSY	1	B <i>Flashed</i>
17	57320-01011	• KNOB	1	
18	09125-03103	• SCREW	1	
19	08322-21038	• WASHER	1	
20	08321-21038	• LOCK WASHER	1	
21	57334-01010	• WASHER, spring	1	
22	57337-01010	• SPRING	1	
23	57370-01311	• BUTTON, horn	1	
24	57382-01311	• SPRING, horn button	1	
25	09125-05105	• SCREW	2	
26	57621-27210	• LEVER, clutch	1	B
27	57431-01011	• SCREW, pivot	1	
28	57435-20010	• SPACER, lever	1	
29	08321-21058	• LOCK WASHER	1	
30	08311-11058	• NUT	1	
31	58721-25611	• LEVER, starter	1	
32	58722-03010	• WASHER, spring	1	
33	58723-03010	• WASHER	1	
34	08321-21068	• LOCK WASHER	1	
35	01112-06128	• BOLT	1	

FIG.29 REAR SWINGING ARM

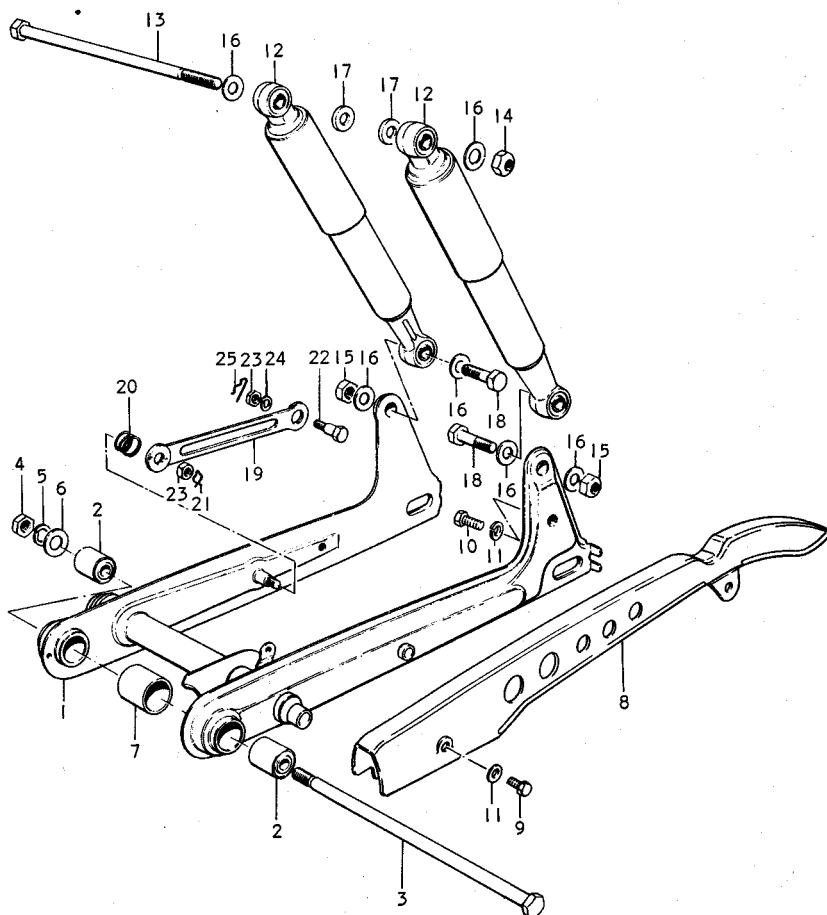


FIG.29 REAR SWINGING ARM

Ref.No.	Part No.	Description	Q'ty	Remarks
1	61100-22830-019	SWINGING ARM SET, rear	1	22830-019
2	09319-10009	BUSH	1	
3	61211-20001	SHAFT, pivot	1	
4	08311-11108	NUT	1	
5	08321-21108	LOCK WASHER	1	
6	08322-21108	WASHER	1	
7	09320-22001	CUSHION, pivot shaft	1	
8	61310-22610	CHAIN CASE, upper half	1	
9	09100-06005	BOLT	1	6x6
10	09100-06007	BOLT	1	6x15
11	08322-21068	WASHER	4	
12-1	62100-22231-797	SHOCK ABSORBER ASSY, rear	2	
12-2	62100-22231-00U	SHOCK ABSORBER ASSY, rear	2	
13	62311-19600	SHAFT, shock absorber upper	1	
14	09140-10012	NUT	1	
15	08313-11107	NUT	2	
16	08322-21108	WASHER	6	
17	09160-10005	WASHER, upper	2	10x15x1.2
18	09100-10046	BOLT	2	10x43
19	64311-01001	TORQUE LINK, rear	1	
20	09440-18002	SPRING	1	
21	09384-06001	CLIP	1	
22	09111-08013	BOLT, rear torque link	1	
23	09140-08008	NUT	2	
24	08321-21088	LOCK WASHER	1	
25	09385-10001	CLIP, rear	1	

Rear S/ab. B 62100-22610

FIG.30 REAR WHEEL

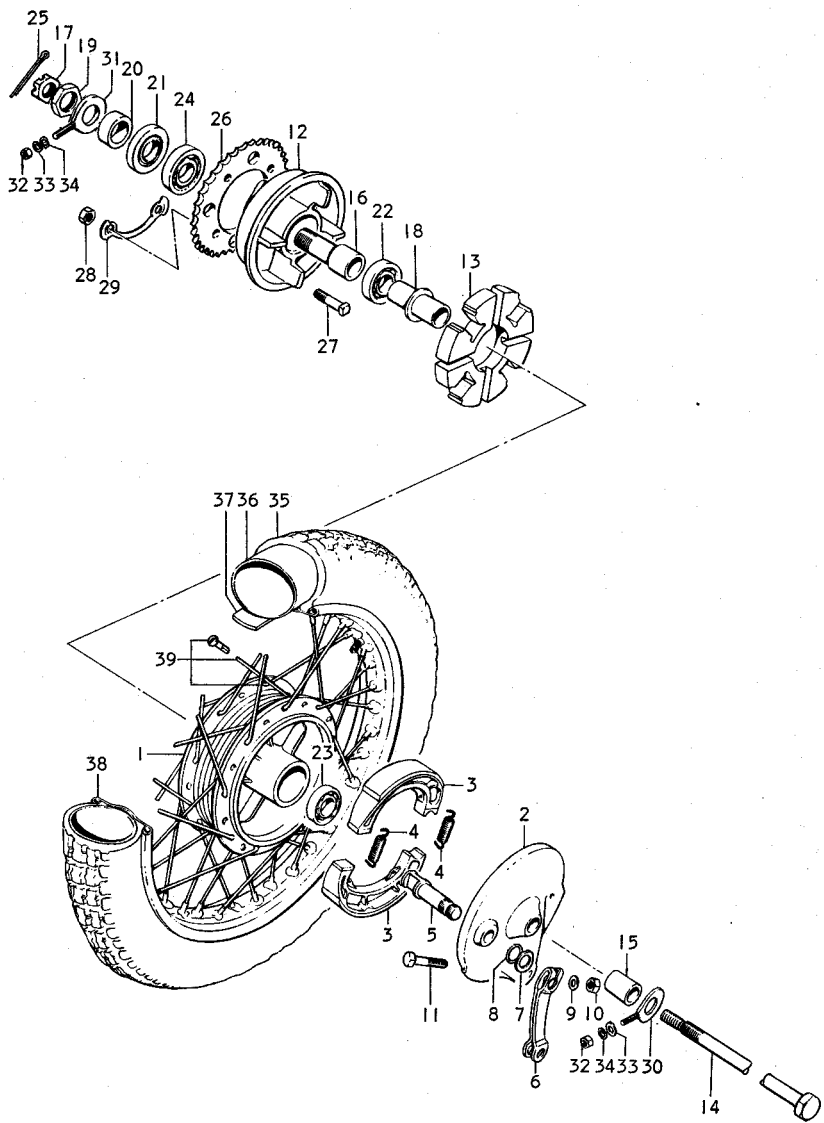


FIG.30 REAR WHEEL

Ref.No.	Part No.	Description	Q'ty	Remarks
1	64110-01000	DRUM, rear hub	1	
2	64210-01004	PANEL, rear hub	1	
3	54410-01005	SHOE, brake	2	
4	09443-07001	SPRING	2	
5	54441-01002	CAM SHAFT, brake	1	
6	64451-20000	LEVER, brake cam	1	
7	09160-12011	WASHER	1	12.5x20x1
8	09280-12001	DUST SEAL	1	
9	08322-21068	WASHER	1	
10	08311-11068	NUT	1	
11	09100-06050	BOLT	1	6x31
12	64611-01001	DRUM, sprocket	1	
13	64651-01000	SHOCK ABSORBER	1	
14	64711-01603	AXLE, rear	1	
15	09180-12005	SPACER, axle	1	12.2x22x30.5
16	64761-01000	SHAFT, rear sprocket drum	1	
17	08314-11108	NUT	1	
18	64730-01000	SPACER, hub	1	
19	09140-16005	NUT, sprocket drum shaft	1	
20	09180-17004	SPACER, sprocket drum	1	17x25x10.5
21	09285-25001	OIL SEAL	1	
22	08143-62010	BEARING, hub LH	1	

FIG.30 REAR WHEEL

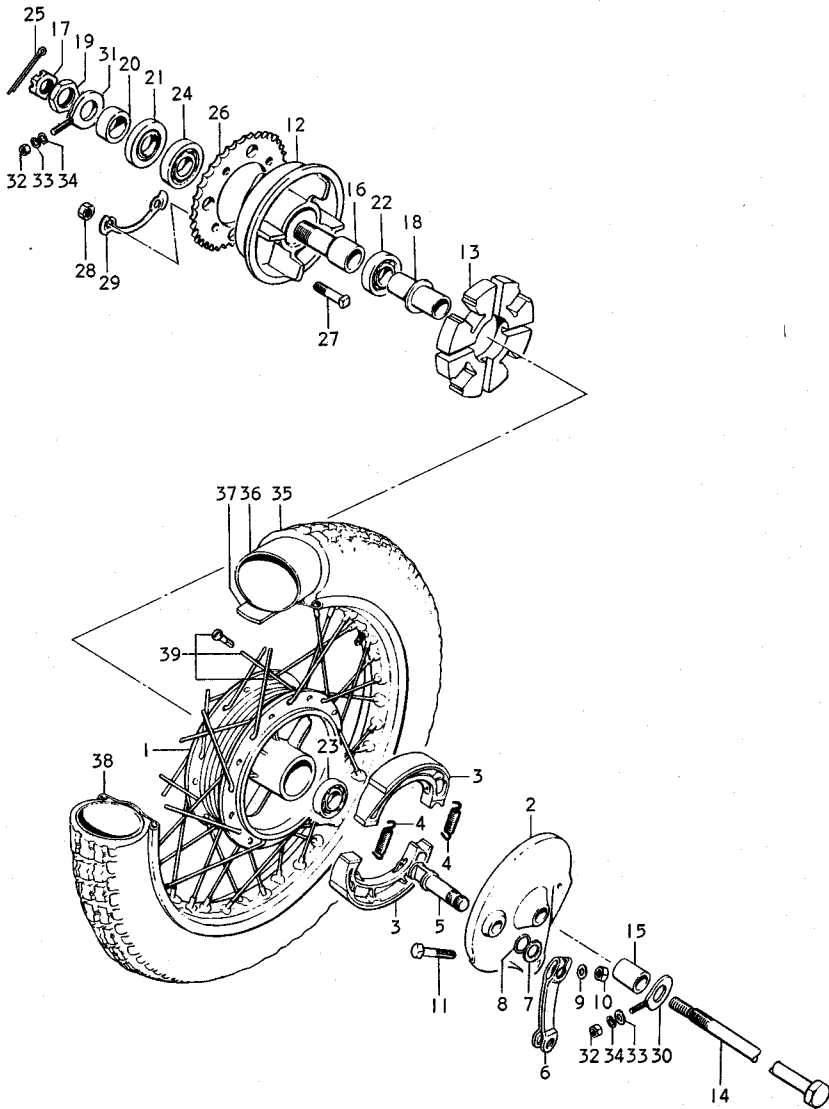


FIG.30 REAR WHEEL

Ref.No.	Part No.	Description	Q'ty	Remarks
23	08143-63010	BEARING, hub RH	1	
24	08113-62030	BEARING, sprocket drum	1	
25	04111-20308	COTTER PIN	1	
26-1	64511-01739	SPROCKET, rear	1	#420, NT:37
26-2	64511-01970	SPROCKET, rear	1	#420, NT:35 OPT
27	09105-08001	BOLT	4	
28	08312-11088	NUT	4	
29	09169-08011	WASHER	2	
30	61411-01002	ADJUSTER, RH chain	1	
31	61421-01002	ADJUSTER, LH chain	1	
32	08311-11068	NUT	2	
33	08322-21068	WASHER	2	
34	08321-21068	LOCK WASHER	2	
35	65100-01011	TIRE, rear	1	2.25-17
36	55200-01011	TUBE, inner	1	2.25-17
37	55261-01010	PROTECTOR, inner tube	1	18x17
38	55311-01020	RIM, wheel	1	1.20x17
39	65301-01817	SPOKE SET, rear	1	

FIG.31 PEDAL CRANK

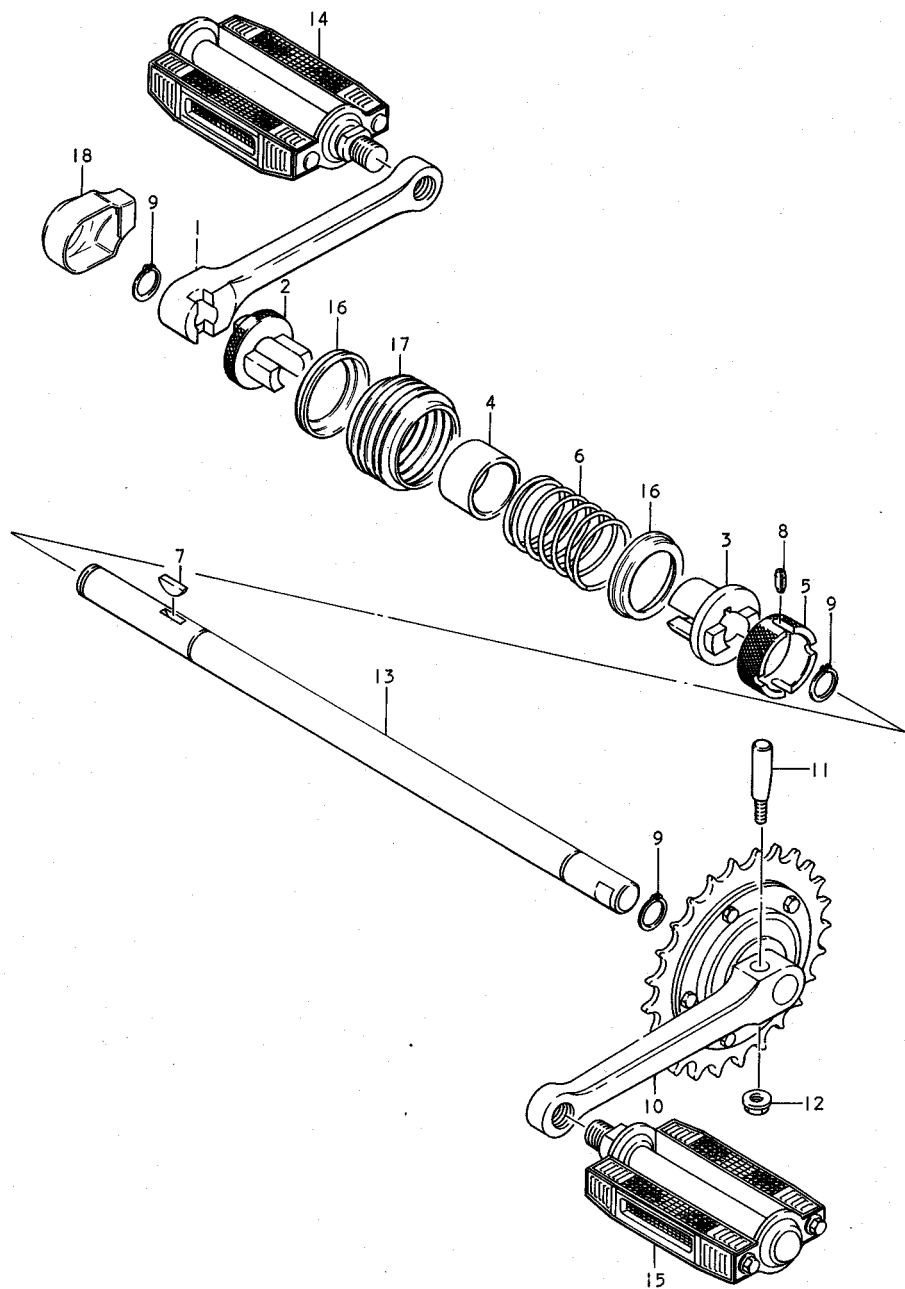


FIG.31 PEDAL CRANK

Ref.No.	Part No.	Description	Q'ty	Remarks
1	66111-22600	CRANK, RH	1	
2	66112-22600	DOG, outer	1	
3	66113-22600	DOG, inner	1	
4	66114-22600	SLEEVE, crank	1	
5	66115-22600	STOPPER, dog	1	
6	09440-38002	SPRING	1	
7	08341-11059	KEY	1	
8	09205-04007	SPRING PIN	2	
9	08331-31168	CIRCLIP	3	
10	66120-22600	GEAR CRANK ASSY	1	B
11	52461-04000	PIN	1	
12	09159-06017	NUT	1	
13	66131-22600	SHAFT, crank	1	
14	66140-22600	PEDAL ASSY, RH	1	B
15	66150-22600	PEDAL ASSY, LH	1	B
16	66163-22600	COLLOR, dust seal crank	2	
17	66161-22600	DUST SEAL, crank	1	
18	66162-22600	CAP, crank	1	

FIG.32 OPTIONAL

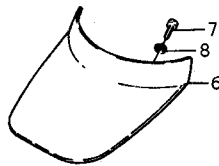
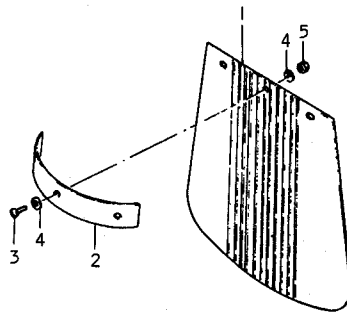


FIG.32 OPTIONAL

Ref.No.	Part No.	Description	Q'ty	Remarks
1	53311-40000	FLAP, front fender mud	1	
2	53321-09100	PLATE, mud flap	1	
3	02111-04107	SCREW	3	
4	08322-21048	WASHER	6	
5	08311-31048	NUT	3	
6	63310-12701	PLATE, rear fender extension	1	
7	01111-05108	BOLT	2	
8	08321-21058	LOCK WASHER	2	

FIG.33 OPTIONAL

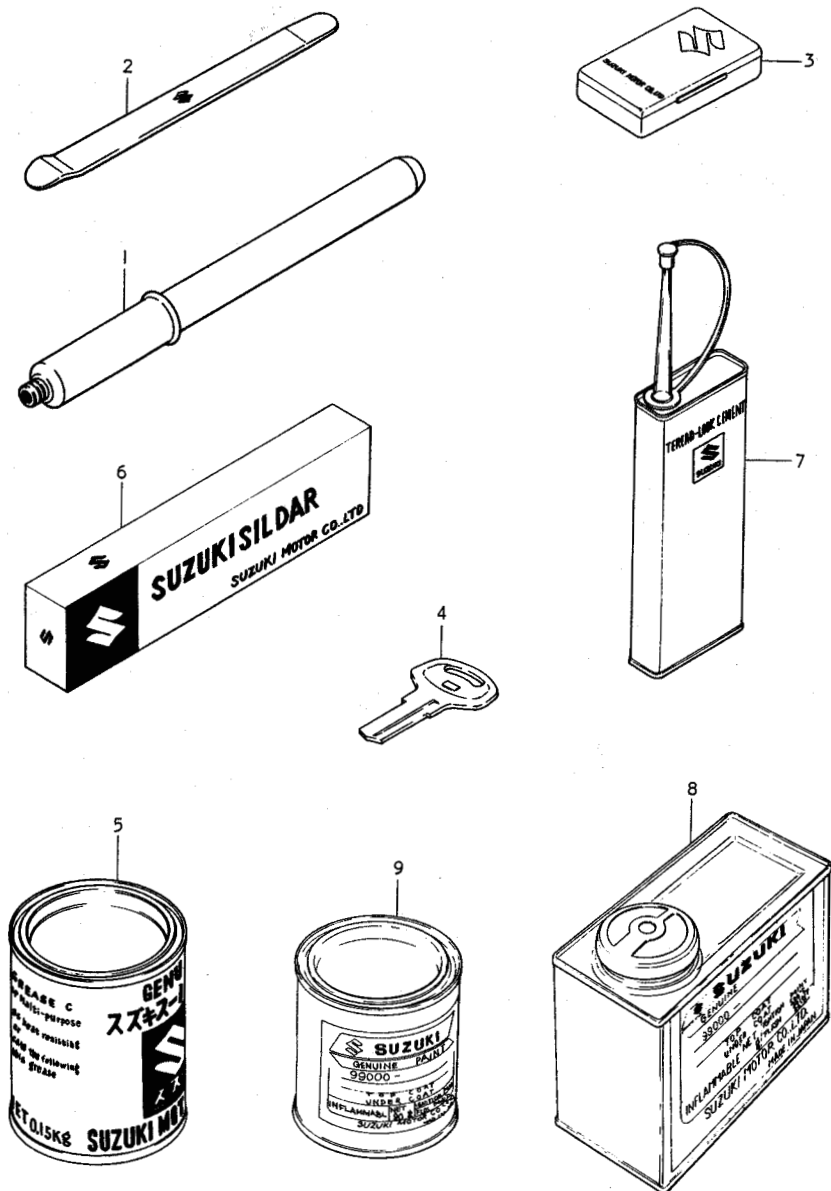


FIG.33 OPTIONAL

Ref.No.	Part No.	Description	Q'ty	Remarks
1	09821-00004	AIR INFLATER	1	
2	09825-00002	TIRE LEVER	2	
3	09826-00001	TOOL SET, inner tube repairing	1	
4	37145-19710	BLANK KEY	1	
5	99000-25030	GREASE, super	1	
6	99000-31010	GASKET, liquid	1	
7	99000-32040	CEMENT, thread	1	
8-1	99000-10205-797	PAINT (MAUI BLUE METALLIC)	1	} 500g
8-2	99000-10205-00U	PAINT (CANDY ROSE)	1	
9-1	99000-10209-797	PAINT (MAUI BLUE METALLIC)	1	} 90g
9-2	99000-10209-00U	PAINT (CANDY ROSE)	1	
10	11400-26820	GASKET SET	1	

SUZUKI A50PM for E4

FOREWORD

This parts catalogue contains the parts for exclusive use of the SUZUKI A50PM of E4 spec. specially designed for your market.

FIG.34 FOR YOUR MARKET (E-4)

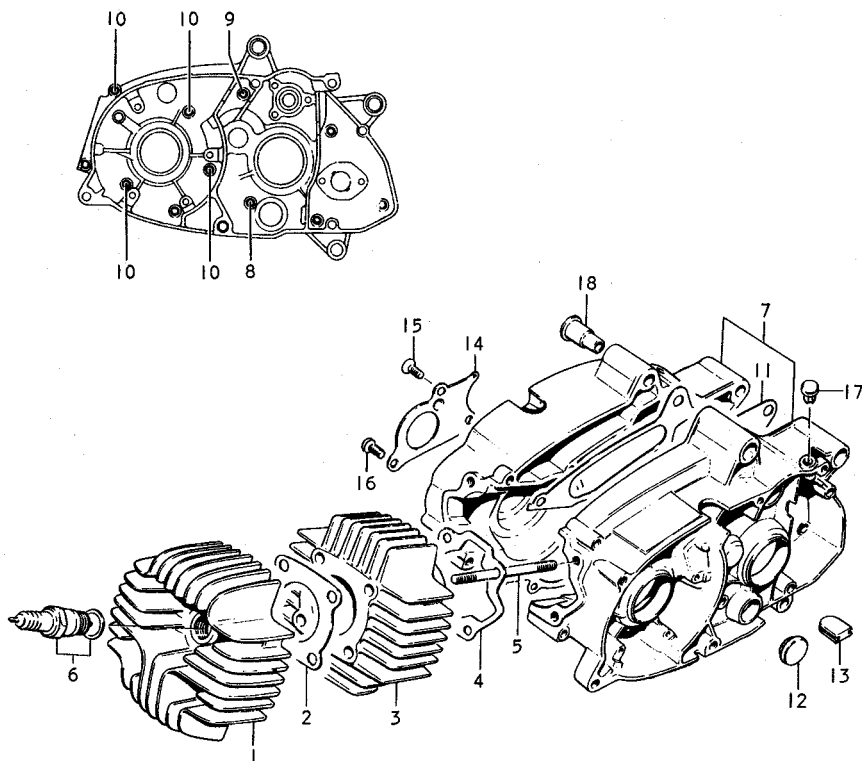


FIG.34 FOR YOUR MARKET (E-4)

Ref.No.	Part No.	Description	Q'ty	Remarks
1	11111-19001	CYLINDER HEAD	1	
2	11141-22600	GASKET, cylinder	1	
3	11211-19001	CYLINDER	1	
4	11241-19000	GASKET, cylinder	1	
5	01421-06958	STUD BOLT	4	
6	09482-00060	SPARK PLUG	1	BP-6HS NGK
7	11300-22860	CRANKCASE ASSY	1	
8	02112-06608	•SCREW	1	
9	02112-06557	•SCREW	1	
10	02112-06408	•SCREW	4	
11	11481-22001	•GASKET, crankcase	1	
12	09250-15002	CAP, oil hose	1	
13	09259-13001	PLUG	1	
14	12521-19002	PLATE, oil reservoir	1	
15	02122-06128	SCREW	2	
16	02111-06128	SCREW	1	
17	09250-10005	PLUG, breather	1	
18	09319-08008	BUSHING, engine mounting	4	

FIG.35 FOR YOUR MARKET (E-4)

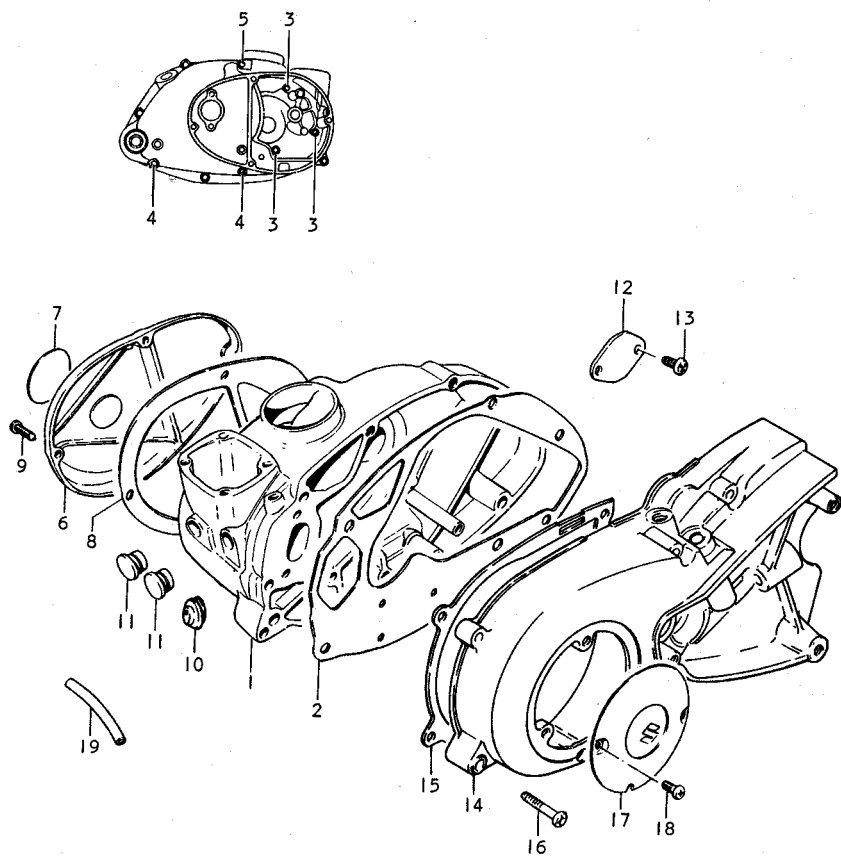


FIG.35 FOR YOUR MARKET (E-4)

Ref.No.	Part No.	Description	Q'ty	Remarks
1	11340-22620	COVER, crankcase RH	1	
2	11482-22000	GASKET	1	
3	02112-06258	SCREW	3	
4	02112-06657	SCREW	2	
5	02112-06808	SCREW	1	
6	11383-22001	CAP, carburetor inspection	1	
7	68234-25300	EMBLEM	1	
8	11492-22000	GASKET	1	
9	02111-05207	SCREW	4	
10	09309-07005	GROMMET	1	
11	09250-14002	CAP, carburetor hole	2	
12	16745-16701	CAP, oil pump drive shaft	1	
13	02111-05127	SCREW	2	
14	11351-22620	COVER, crankcase LH	1	
15	11483-22001	GASKET	1	
16	02112-06508	SCREW	2	
17	11381-01001	CAP, generator inspection	1	
18	02111-05087	SCREW	2	
19	09344-03014	HOSE, carburetor over flow	1	3x6x140

FIG.36 FOR YOUR MARKET (E-4)

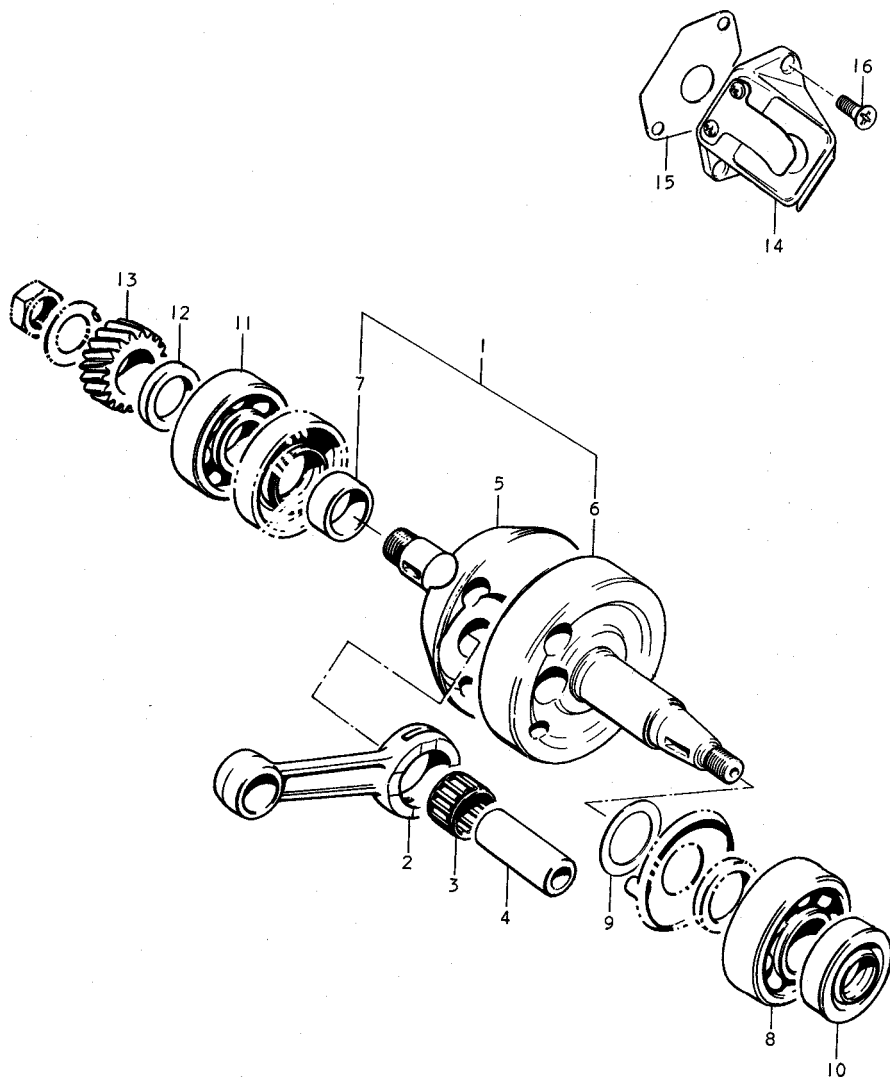


FIG.36 FOR YOUR MARKET (E-4)

Ref.No.	Part No.	Description	Q'ty	Remarks
1	12200-35890	CRANKSHAFT ASSY	1	
2	12161-35000	•ROD, connecting	1	
3	09263-16002	•BEARING, crank pin	1	
4	12211-19000	•PIN, crank	1	
5	12221-35000	•CRANKSHAFT, RH	1	
6	12261-35000	•CRANKSHAFT, LH	1	
7	09180-17026	•SPACER, crankshaft RH	1	
8	08113-62040	BEARING, LH crankshaft	1	
9	08222-20306	SHIM, crankshaft LH	1	
10	09283-23001	OIL SEAL, crankshaft LH	1	
11	08113-63030	BEARING	1	
12	09180-17027	SPACER, primary drive gear	1	17x28x4.5
13	21111-19002	GEAR, primary drive	1	
14	13150-22600	VALVE ASSY, reed	1	
15	13156-22600	GASKET	1	
16	02121-05167	SCREW	2	

FIG.37 FOR YOUR MARKET (E-4)

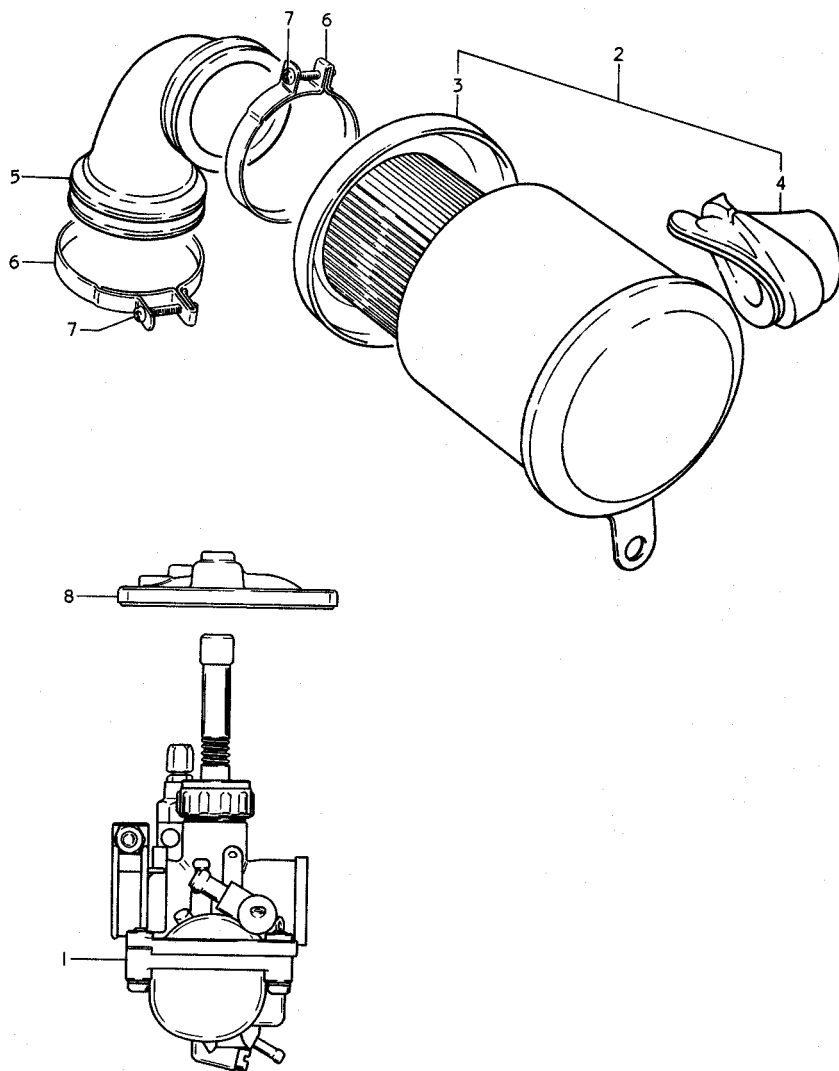


FIG.37 FOR YOUR MARKET (E-4)

Ref.No.	Part No.	Description	Q'ty	Remarks
1	13200-22650	CARBURETOR ASSY	1	
2	13700-22010-019	CLEANER ASSY, air	1	
3	13780-22010	FILTER	1	
4	13721-12010	HOSE, air inlet	1	
5	13881-22001	HOSE, carburetor air inlet	1	
6	09402-62306	CLAMP, air inlet hose	2	
7	03211-04258	SCREW	2	
8	11440-27200	COVER, carburetor	1	

FIG.38 FOR YOUR MARKET (E-4)

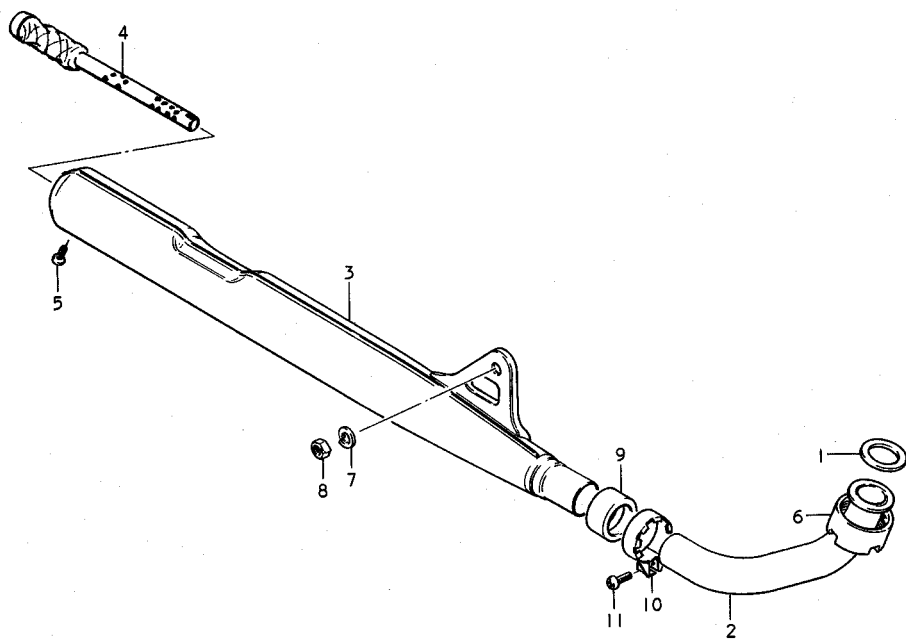


FIG.38 FOR YOUR MARKET (E-4)

Ref.No.	Part No.	Description	Q'ty	Remarks
1	14181-19000	GASKET, exhaust pipe	1	
2	14150-22660	PIPE, exhaust	1	
3	14301-22670	MUFFLER	1	
4	14510-06104	PIPE, baffle	1	
5	02111-05068	SCREW	1	
6	14182-03300	CLAMP	1	
7	08321-21088	LOCK WASHER	1	
8	08312-11088	NUT	1	
9	14771-19010	CONNECTOR, muffler	1	
10	09402-30701	CLAMP	1	
11	02112-06208	SCREW	1	

FIG.39 FOR YOUR MARKET (E-4)

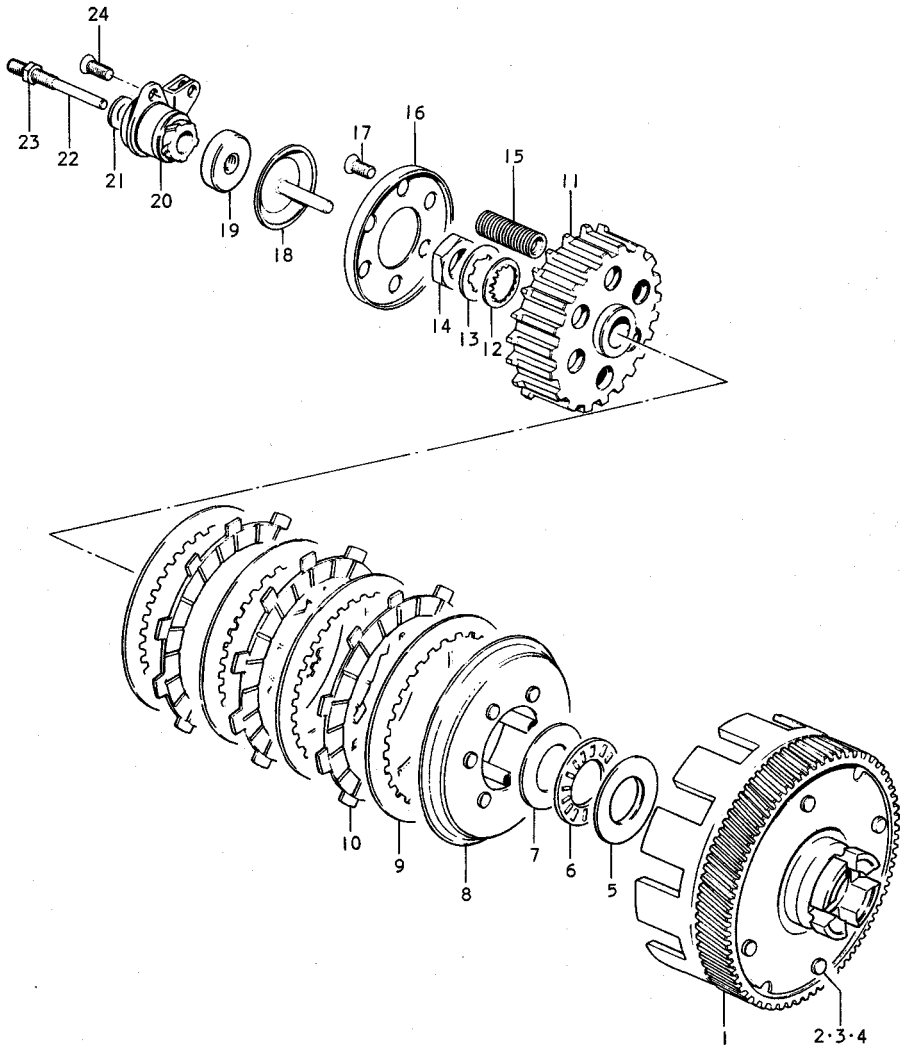


FIG.39 FOR YOUR MARKET (E-4)

Ref.No.	Part No.	Description	Q'ty	Remarks
1	21200-22002	GEAR, primary driven	1	
2	21231-19040	·DAMPER, primary driven gear	4	
3	21241-22000	·PLATE, primary driven gear	1	
4	09221-05001	·RIVET	4	
5	09189-21001	SHIM	1	
6	09263-23006	BEARING	1	
7	08211-17342	THRUST WASHER	1	17x34x1.5
8	21462-22000	PLATE, clutch pressure	1	
9	21451-22000	PLATE, clutch driven	4	
10	21441-07200	PLATE, clutch driven	3	
11	21411-22000	HUB, clutch sleeve	1	
12	08323-11168	LOCK WASHER	1	
13	09167-17001	WASHER, clutch sleeve hub	1	
14	09140-16001	NUT, clutch sleeve hub	1	
15	09440-14007	SPRING, clutch	6	
16	21466-07000	PLATE, clutch outer	1	
17	02121-05167	SCREW	6	
18	23121-22000	PIECE, clutch push	1	
19	09285-05005	OIL SEAL, clutch push rod	1	
20	23200-22000	SCREW ASSY, clutch release	1	
21	09160-06019	·WASHER, release adjusting	1	6.5x16x1.2
22	09134-06007	·SCREW, release adjusting	1	
23	08311-31068	·NUT	1	
24	02112-05168	SCREW	2	

FIG.40 FOR YOUR MARKET (E-4)

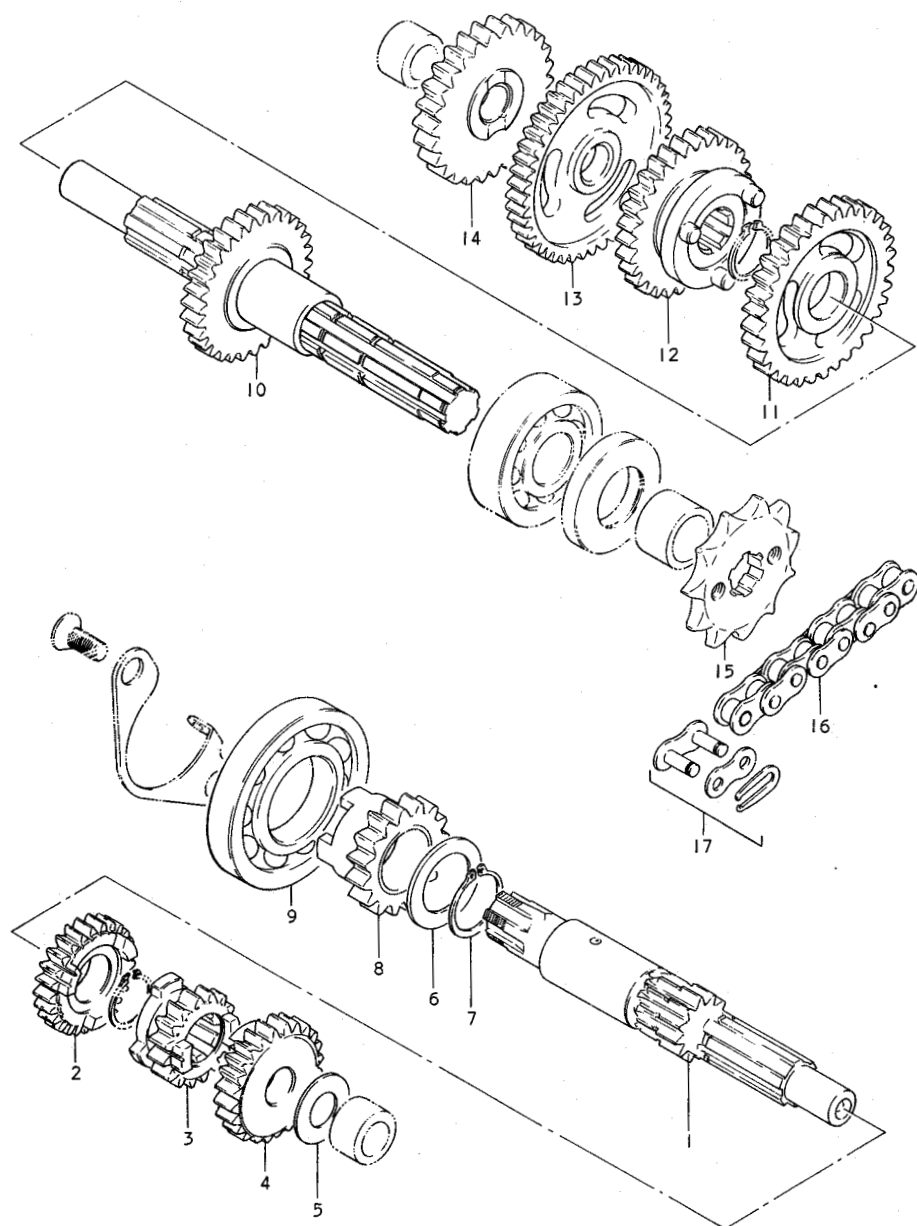


FIG.40 FOR YOUR MARKET (E-4)

Ref.No.	Part No.	Description	Q'ty	Remarks
1	24121-22100	COUNTERSHAFT	1	
2	24231-22100	GEAR, 3rd drive	1	NT:19
3	24221-22100	GEAR, 2nd drive	1	NT:15
4	24241-22100	GEAR, 4th drive	1	NT:25
5	08211-12261	THRUST WASHER	1	12x26x1
6	09160-21005	THRUST WASHER, countershaft	1	21x30x1
7	08331-11219	CIRCLIP	1	
8	26280-19000	GEAR, kick starter drive	1	NT:16
9	09262-30003	BEARING	1	
10	24130-22610	DRIVESHAFT	1	
11	24321-22100	GEAR, 2nd drive	1	NT:33
12	24331-22100	GEAR, 3rd driven	1	NT:30
13	24310-22100	GEAR, 1st driven	1	NT:44
14	26260-19002	GEAR, kick starter idle	1	NT:26
15	27511-04000	SPROCKET, engine	1	NT:13
16	27600-05011	CHAIN ASSY, drive	1	
17	27620-01011	JOINT, drive chain	1	

FIG.41 FOR YOUR MARKET (E-4)

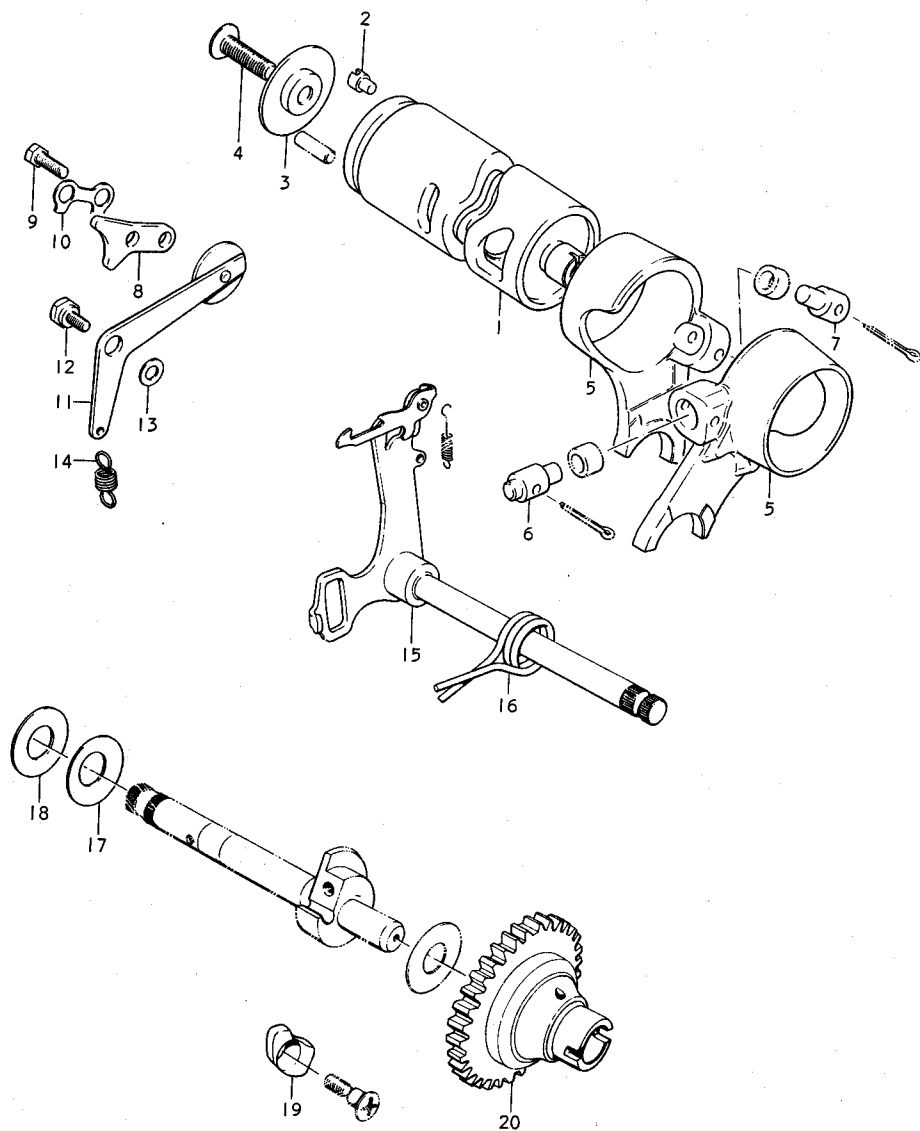


FIG.41 FOR YOUR MARKET (E-4)

Ref.No.	Part No.	Description	Q'ty	Remarks
1	25311-22610	CAM, gear shifting	1	
2	09201-04003	PIN, shifting cam drive No.2	1	
3	25322-02000	RETAINER, drive pin	1	
4	02122-06208	SCREW	1	
5	25211-22100	FORK, gear shifting	2	
6	09209-10002	PIN, shifting fork guide No.1	1	
7	09209-10010	PIN, shifting fork guide No.2	1	
8	25341-23000	GUIDE, shift cam	1	
9	01112-06168	BOLT	2	
10	09169-06003	WASHER, shift cam guide	1	
11	25350-23000	STOPPER, shift cam	1	
12	09111-06003	BOLT, shift cam stopper	1	
13	08322-21068	WASHER	1	
14	09443-07014	SPRING, shift cam stopper	1	
15	25510-22100	SHAFT, gear shifting	1	
16	09444-26005	SPRING, shifting shaft return	1	
17	09164-14004	WASHER	1	
18	09160-14016	THRUST WASHER	1	14x29x0.8
19	26232-06000	LIFTER, starter pawl	1	
20	26241-35000	GEAR, kick starter drive	1	

FIG.42 FOR YOUR MARKET (E-4)

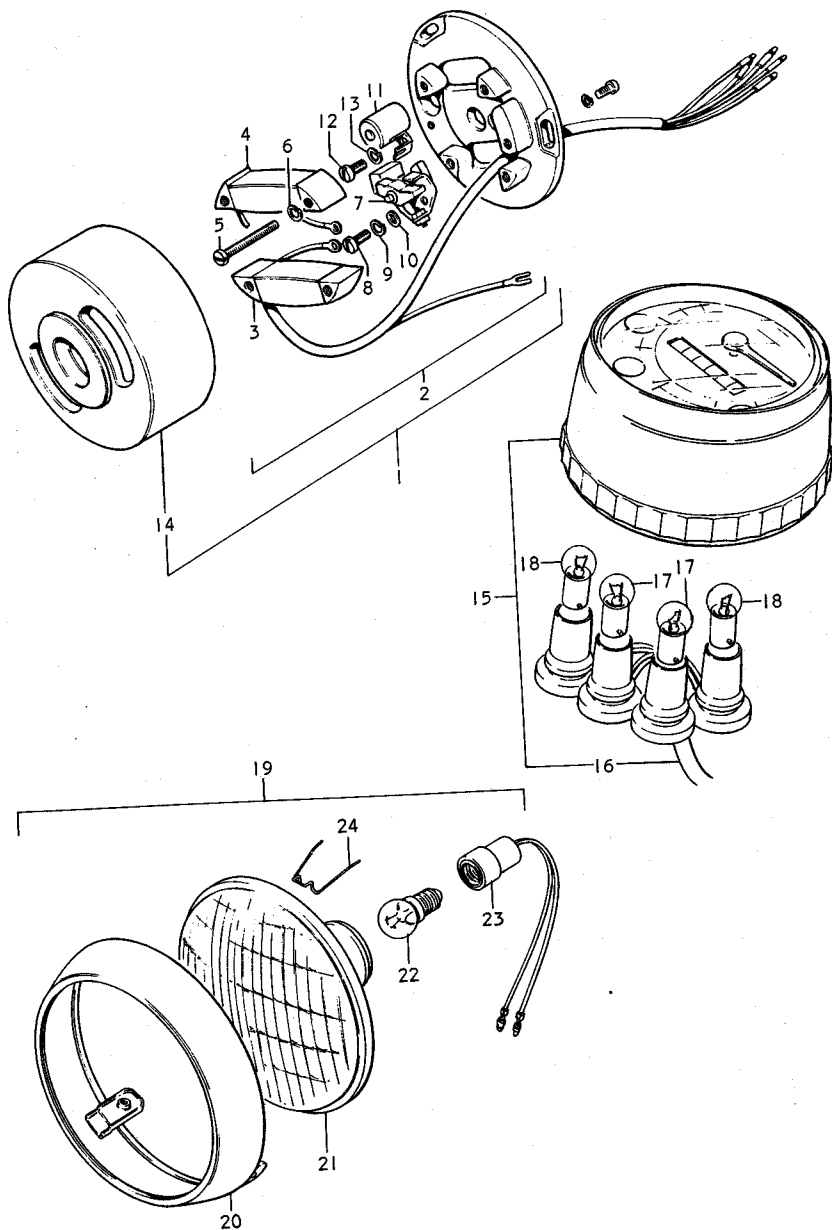


FIG.42 FOR YOUR MARKET (E-4)

Ref.No.	Part No.	Description	Q'ty	Remarks
1	32100-22011	MAGNETO ASSY	1	
2	32101-22010	•STATOR ASSY	1	
3	32120-03110	•COIL, lighting	1	
4	32140-26111	•COIL, primary	1	
5	02111-04258	•SCREW	4	
6	08321-21048	•LOCK WASHER	4	
7	32240-28010	•POINT ASSY, contact	1	
8	02111-04107	•SCREW	1	
9	08321-21048	•LOCK WASHER	1	
10	08322-21048	•WASHER	1	
11	32341-03110	•CONDENSER	1	
12	02111-04107	•SCREW	1	
13	08321-21058	•LOCK WASHER	1	
14	32102-22011	•ROTOR, flywheel	1	
15	34100-26011	SPEEDOMETER ASSY	1	
16	34170-25011	•SOCKET	1	
17	09471-06002	•BULB	2	6V, 3W
18	09471-06001	•BULB	2	6V, 1.7W
19	35100-22640	HEADLAMP ASSY	1	
20	35111-27660	•RIM	1	
21	35121-22640	•UNIT	1	
22	09471-06038	•BULB	1	
23	35171-22640	•SOCKET	1	
24	35128-27660	•CLAMP	3	

FIG.43 FOR YOUR MARKET (E-4)

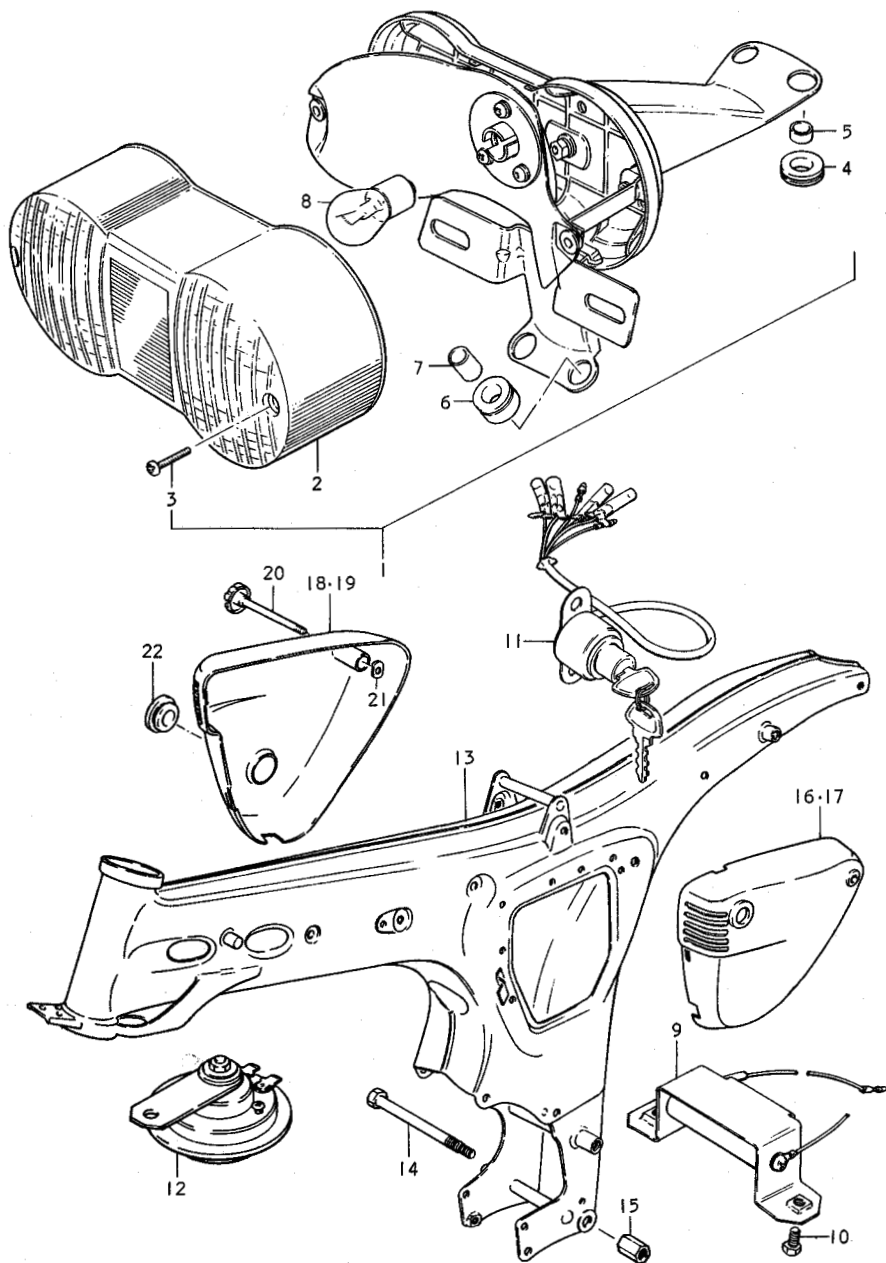


FIG.43 FOR YOUR MARKET (E-4)

Ref.No.	Part No.	Description	Q'ty	Remarks
1	35710-22621	LAMP ASSY, rear combination	1	
2	35712-27660	.LENS	1	
3	02111-04208	.SCREW	2	
4	35765-15010	.CUSHION	2	
5	35766-15010	.SPACER	2	
6	35765-22210	.CUSHION	2	
7	35766-22210	.SPACER	2	
8	09471-06034	.BULB (Executed locally) 6V, 21/5W	1	PHILIPS/HELLA WK15826
9	36510-22610	RESISTOR ASSY, city lamp	1	
10	01111-05068	BOLT	2	
11	37110-21012	SWITCH ASSY, Ignition	1	
12	38500-30640	HORN ASSY	1	
13	41100-22500-019	FRAME	1	
14	42221-03000	BOLT, center stand	1	
15	42231-09000	NUT, center stand	1	
16	47211-22501-797	COVER, frame LH	1	
17	47211-22501-00U	COVER, frame LH	1	
18	47111-22502-797	COVER, frame RH	1	
19	47111-22502-00U	COVER, frame RH	1	
20	47130-03001	KNOB	1	
21	09152-06002	NUT	1	
22	09250-25001	CAP	1	

FIG.44 FOR YOUR MARKET (E-4)

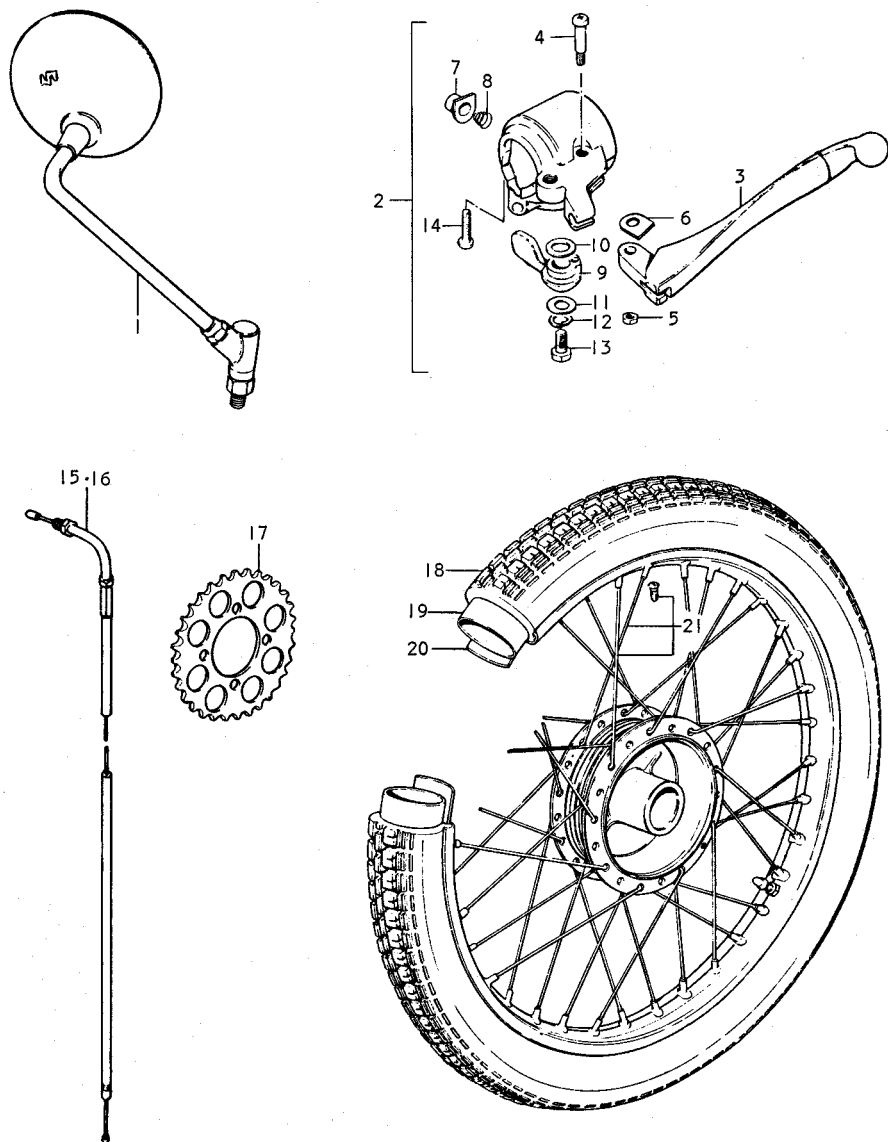


FIG.44 FOR YOUR MARKET (E-4)

Ref.No.	Part No.	Description	Q'ty	Remarks
1	56500-22600	MIRROR ASSY, rear view	1	
2	57500-22620	CLUTCH LEVER & SWITCH ASSY	1	
3	57621-27210	*CLUTCH LEVER	1	
4	57431-01011	*SCREW	1	
5	08311-11058	*NUT	1	
6	57435-20010	*SPACER	1	
7	57370-01311	*BUTTON, horn	1	
8	57382-01311	*SPRING	1	
9	58721-25611	*LEVER, starter	1	
10	58722-03010	*WASHER	1	
11	58723-03010	*WASHER	1	
12	08321-21068	*LOCK WASHER	1	
13	01112-06128	*BOLT	1	
14	09125-05105	*SCREW	2	
15	58300-22610	CABLE ASSY, throttle	1	For Semi-Western
16	58300-22620	CABLE ASST, throttle	1	For Flat
17	64511-27600	SPROCKET, rear	1	
18	65100-35010	TIRE	1	
19	55200-03600	TUBE ASSY, wheel inner	1	
20	55311-07020	RIM, wheel	1	
21	65300-03817	SPOKE SET, rear	1	

SUZUKI A50PM for E22

FOREWORD

This parts catalogue contains the parts for exclusive use of the SUZUKI A50PM of E22 spec. specially designed for your market.

FIG.45 FOR YOUR MARKET (E-22)

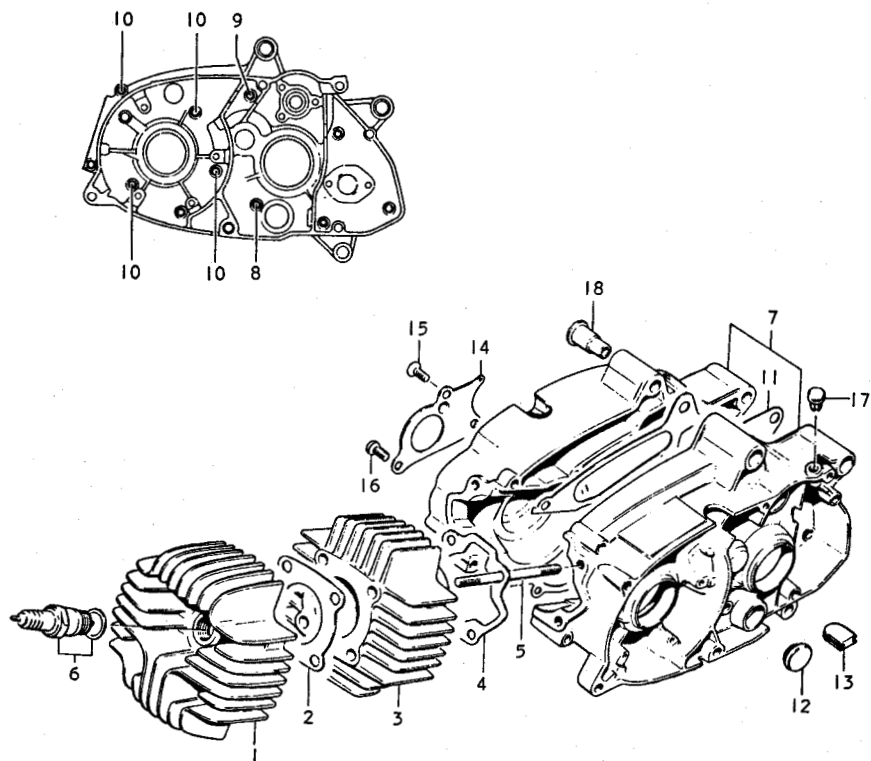


FIG.45 FOR YOUR MARKET (E-22)

Ref.No.	Part No.	Description	Q'ty	Remarks
1	11111-19001	CYLINDER HEAD	1	
2	11141-22600	GASKET, cylinder	1	
	11211-19001	CYLINDER	1	
4	11241-19000	GASKET, cylinder	1	
5	01421-06958	STUD BOLT	4	
6	09482-00060	SPARK PLUG	1	BP-6HS NGK
7	11300-22860	CRANKCASE ASSY	1	
8	02112-06608	*SCREW	1	
9	02112-06557	*SCREW	1	
10	02112-06408	*SCREW	4	
11	11481-22001	*GASKET, crankcase	1	
12	09250-15002	CAP, oil hose	1	
13	09259-13001	PLUG	1	
14	12521-19002	PLATE, oil reservoir	1	
15	02122-06128	SCREW	2	
16	02111-06128	SCREW	1	
17	09250-10005	PLUG, breather	1	
18	09319-08008	BUSHING, engine mounting	4	

FIG.46 FOR YOUR MARKET (E-22)

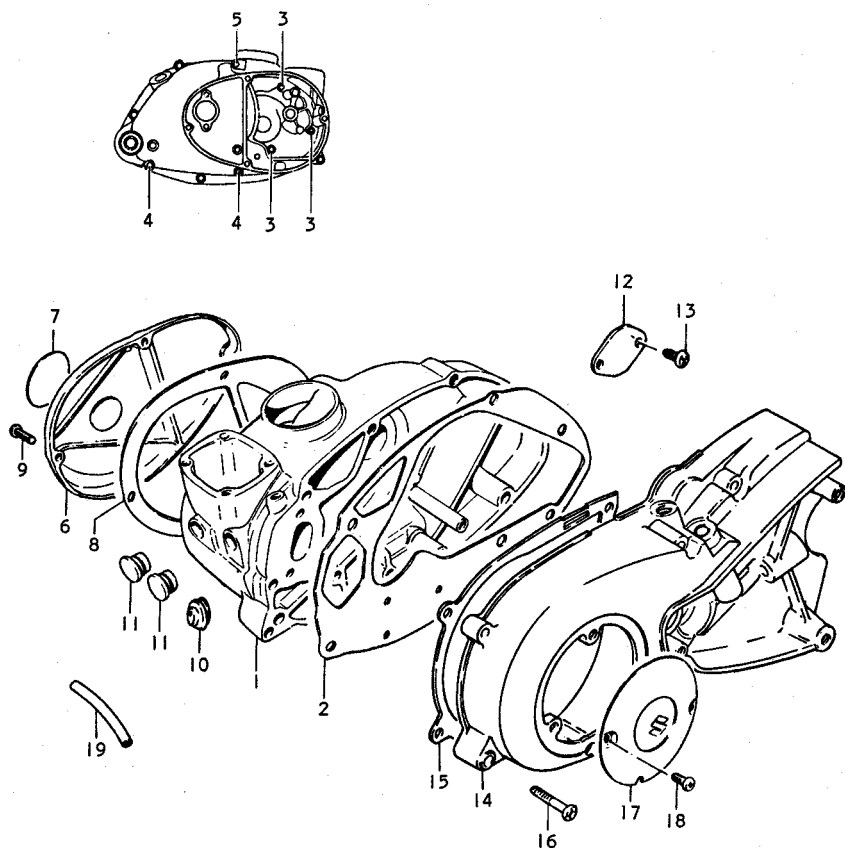


FIG.46 FOR YOUR MARKET (E-22)

Ref.No.	Part No.	Description	Q'ty	Remarks
1	11340-22620	COVER, crankcase RH	1	
2	11482-22000	GASKET	1	
3	02112-06258	SCREW	3	
4	02112-06657	SCREW	2	
5	02112-06808	SCREW	1	
6	11383-22001	CAP, carburetor inspection	1	
7	68234-25300	EMBLEM	1	
8	11492-22000	GASKET	1	
9	02111-05207	SCREW	4	
10	09309-07005	GROMMET	1	
11	09250-14002	CAP, carburetor hole	2	
12	16745-16701	CAP, oil pump drive shaft	1	
13	02111-05127	SCREW	2	
14	11351-22620	COVER, crankcase LH	1	
15	11483-22001	GASKET	1	
16	02112-06508	SCREW	2	
17	11381-01001	CAP, generator inspection	1	
18	02111-05087	SCREW	2	
19	09344-03014	HOSE, carburetor over flow	1	

FIG.47 FOR YOUR MARKET (E-22)

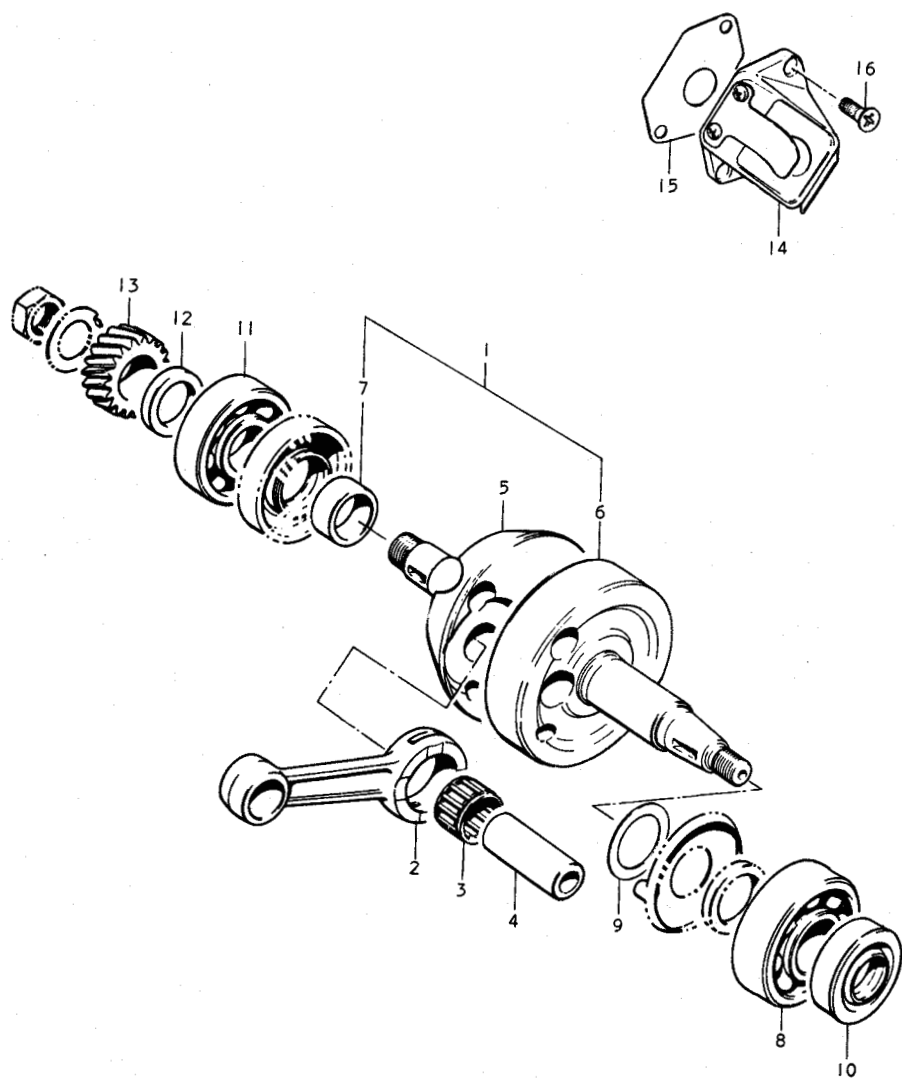


FIG.47 FOR YOUR MARKET (E-22)

Ref.No.	Part No.	Description	Q'ty	Remarks
1	12200-35890	CRANKSHAFT ASSY	1	
2	12161-35000	•ROD, connecting	1	
3	09263-16002	•BEARING, crank pin	1	
4	12211-19000	•PIN, crank	1	
5	12221-35000	•CRANKSHAFT, RH	1	
6	12261-35000	•CRANKSHAFT, LH	1	
7	09180-17026	•SPACER, crankshaft RH	1	
8	08113-62040	BEARING, LH crankshaft	1	
9	08222-20306	SHIM, crankshaft LH	1	
10	09283-23001	OIL SEAL, crankshaft LH	1	
11	08113-63030	BEARING	1	
12	09180-17027	SPACER, primary drive gear	1	
13	21111-19002	GEAR, primary drive	1	
14	13150-22600	VALVE ASSY, read	1	
15	13156-22600	GASKET	1	
16	02121-05167	SCREW	2	

FIG.48 FOR YOUR MARKET (E-22)

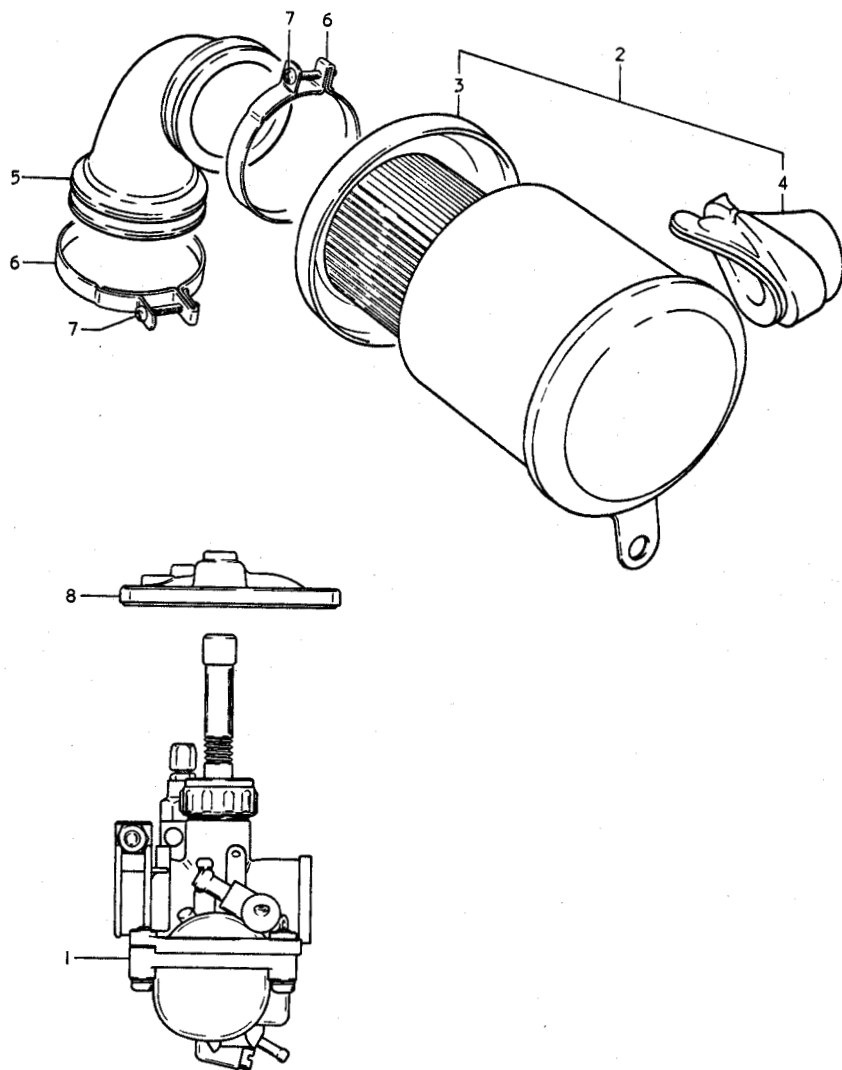


FIG.48 FOR YOUR MARKET (E-22)

Ref.No.	Part No.	Description	Q'ty	Remarks
1	13200-22650	CARBURETOR ASSY	1	
2	13700-22010-019	CLEANER ASSY, air	1	
3	13780-22010	·FILTER	1	
4	13721-12010	·HOSE, air inlet	1	
5	13881-22001	HOSE, carburetor air inlet	1	
6	09402-62306	CLAMP, air inlet hose	2	
7	03211-04258	·SCREW	2	
8	11440-27200	COVER, carburetor top	1	

FIG.49 FOR YOUR MARKET (E-22)

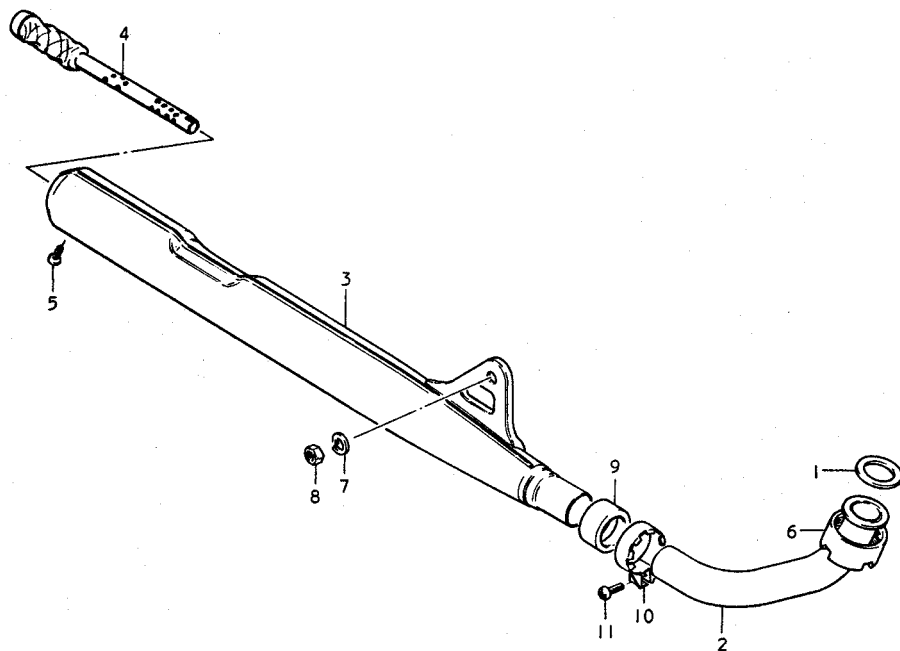


FIG.49 FOR YOUR MARKET (E-22)

Ref.No.	Part No.	Description	Q'ty	Remarks
1	14181-19000	GASKET, exhaust pipe	1	
2	14150-22660	PIPE, exhaust	1	
3	14301-22660	MUFFLER	1	
4	14510-06104	PIPE, baffle	1	
5	02111-05068	SCREW	1	
6	14182-03300	CLAMP	1	
7	08321-21088	LOCK WASHER	1	
8	08312-11088	NUT	1	
9	14771-19010	CONNECTOR, muffler	1	
10	09402-30701	CLAMP	1	
11	02112-06208	SCREW	1	

FIG.50 FOR YOUR MARKET (E-22)

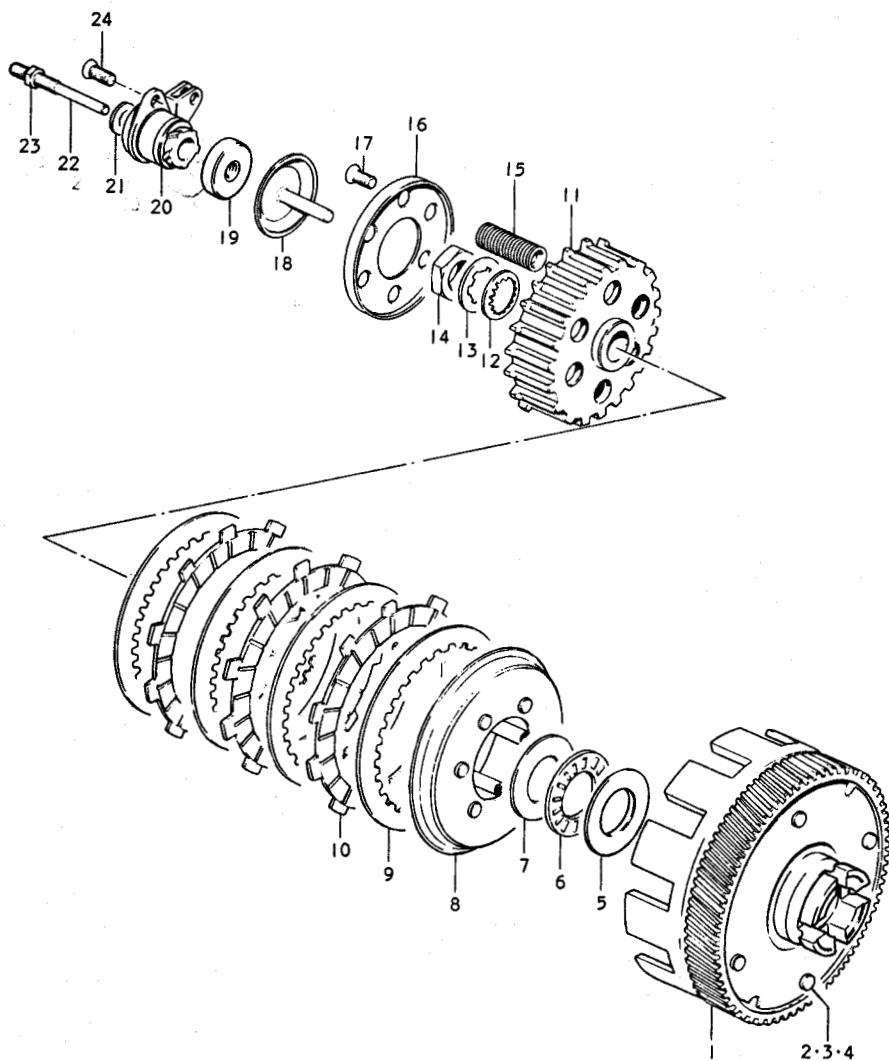


FIG.50 . FOR YOUR MARKET (E-22)

Ref.No.	Part No.	Description	Q'ty	Remarks
1	21200-22002	GEAR, primary driven	1	
2	21231-19040	•DAMPER, primary driven gear	4	
3	21241-22000	•PLATE, primary driven gear	1	
4	09221-05001	•RIVET	4	
5	09189-21001	SHIM	1	
6	09263-23006	BEARING	1	
7	08211-17342	THRUST WASHER	1	17x34x1.5
8	21462-22000	PLATE, clutch pressure	1	
9	21451-22000	PLATE, clutch driven	4	
10	21441-07200	PLATE, clutch drive	3	
11	21411-22000	HUB, clutch sleeve	1	
12	08323-11168	LOCK WASHER	1	
13	09167-17001	WASHER, clutch sleeve hub	1	
14	09140-16001	NUT, clutch sleeve hub	1	
15	09440-14007	SPRING, clutch	6	
16	21466-07000	PLATE, clutch outer	1	
17	02121-05167	SCREW	6	
18	23121-22000	PIECE, clutch push	1	
19	09285-05005	OIL SEAL, clutch push rod	1	
20	23200-22000	SCREW ASSY, clutch release	1	
21	09160-06019	•WASHER, release adjusting	1	6.5x16x1.2
22	09134-06007	•SCREW, release adjusting	1	
23	08311-31068	•NUT	1	
24	02112-05168	SCREW	2	

FIG.51 FOR YOUR MARKET (E-22)

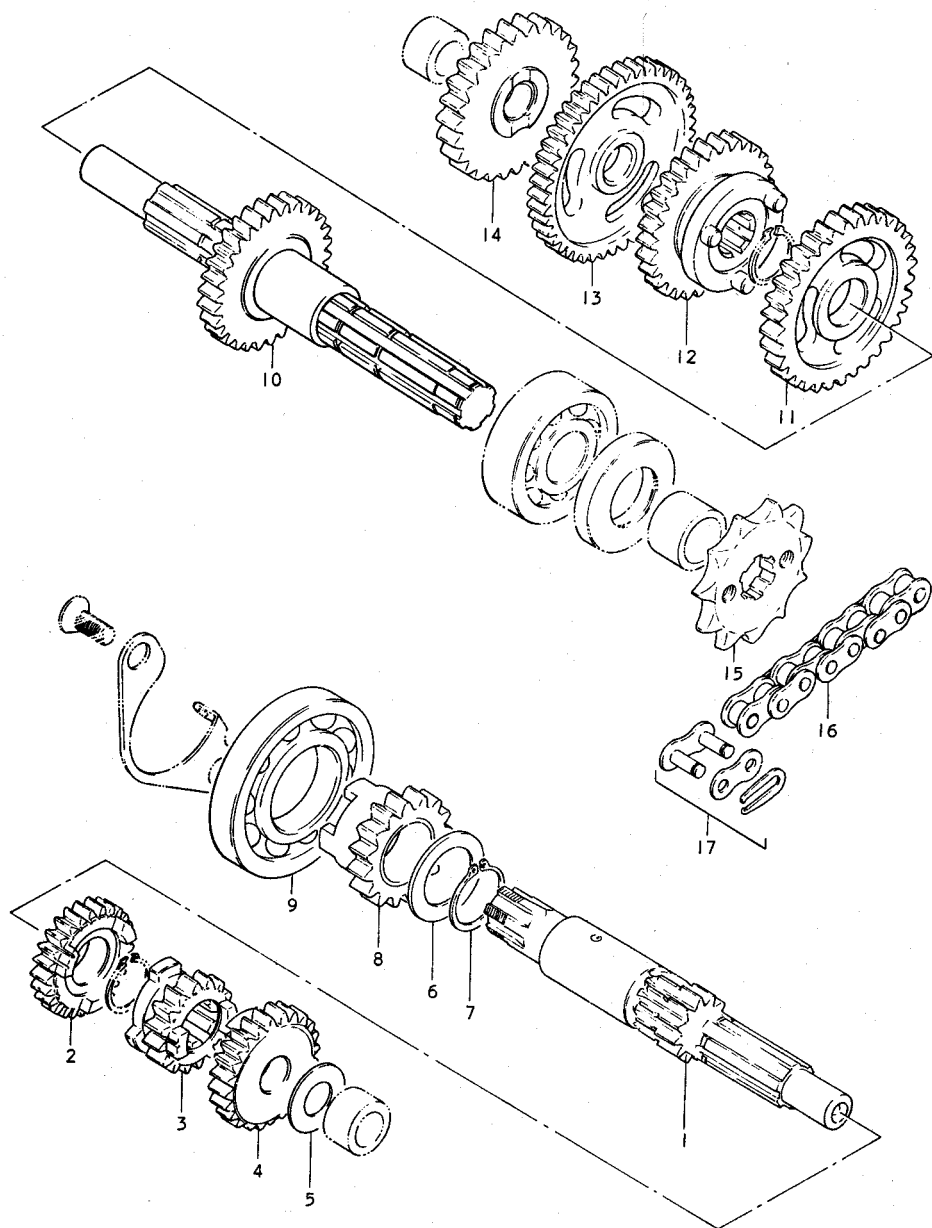


FIG.51 FOR YOUR MARKET (E-22)

Ref.No.	Part No.	Description	Q'ty	Remarks
1	24121-22100	COUNTERSHAFT	1	
2	24231-22100	GEAR, 3rd drive	1	NT:19
3	24221-22100	GEAR, 2nd drive	1	NT:15
4	24241-22100	GEAR, 4th drive	1	NT:25
5	08211-12261	THRUST WASHER	1	12x26x1
6	09160-21005	THRUST WASHER, countershaft	1	21x30x1
7	08331-11219	CIRCLIP	1	
8	26280-19000	GEAR, kick starter drive	1	NT:16
9	09262-30003	BEARING	1	
10	24130-22610	DRIVESHAFT	1	
11	24321-22100	GEAR, 2nd drive	1	NT:33
12	24331-22100	GEAR, 3rd driven	1	NT:30
13	24310-22100	GEAR, 1st driven	1	NT:44
14	26260-19002	GEAR, kick starter idle	1	
15	27511-01700	SPROCKET, engine	1	NT:26
16	27600-05011	CHAIN ASSY, drive	1	
17	27620-01011	JOINT, drive chain	1	

FIG.52 FOR YOUR MARKET (E-22)

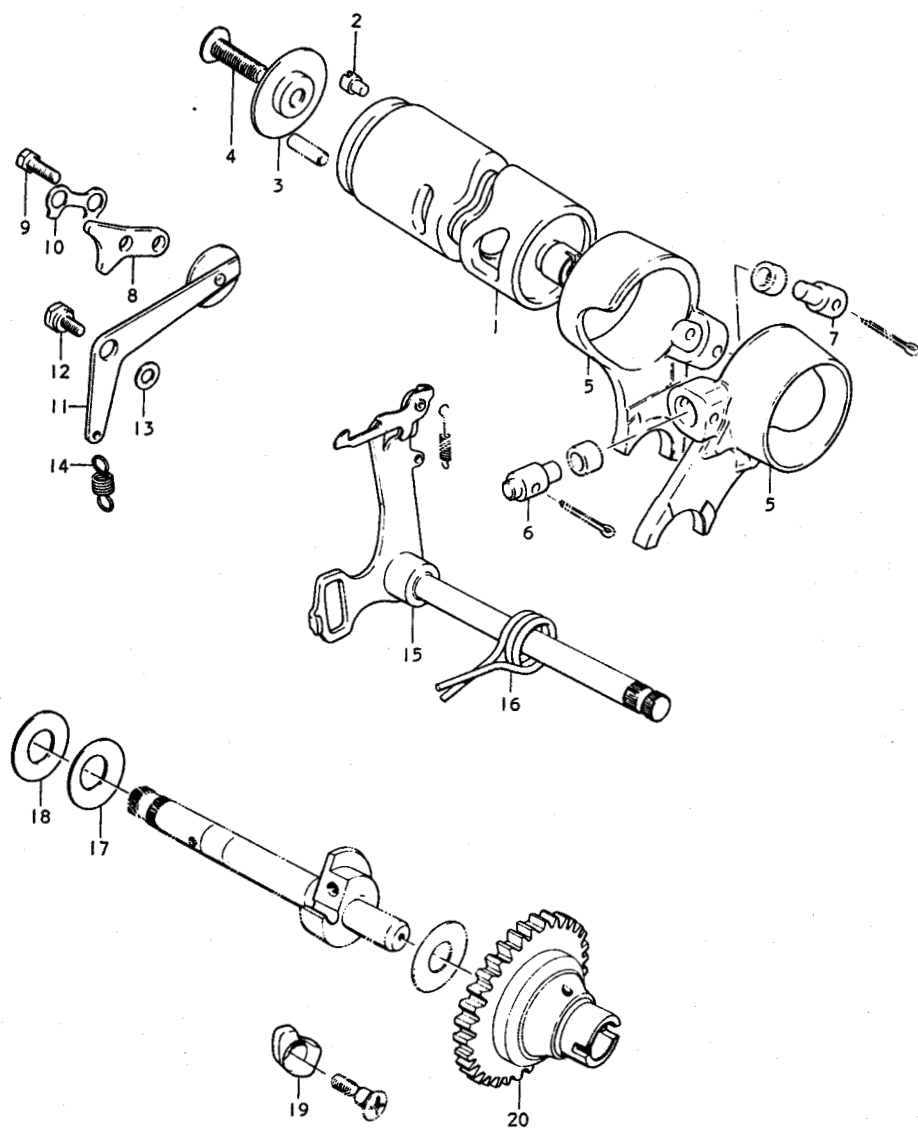


FIG.52 FOR YOUR MARKET (E-22)

Ref.No.	Part No.	Description	Q'ty	Remarks
1	25311-22610	CAM, gear shifting	1	
2	09201-04003	PIN, shifting cam drive No.2	1	
3	25322-02000	RETAINER, drive pin	1	
4	02122-06208	SCREW	1	
5	25211-22100	FORK, gear shifting	2	
6	09209-10002	PIN, shifting fork guide No.1	1	
7	09209-10010	PIN, shifting fork guide No.2	1	
8	25341-23000	GUIDE, shift cam	1	
9	01112-06168	BOLT	2	
10	09169-06003	WASHER, shift cam guide	1	
11	25350-23000	STOPPER, shift cam	1	
12	09111-06003	BOLT, shift cam stopper	1	
13	08322-21068	WASHER	1	
14	09443-07014	SPRING, shift cam stopper	1	
15	25510-22100	SHAFT, gear shifting	1	
16	09444-26005	SPRING, shifting shaft return	1	
17	09164-14004	WASHER	1	
18	09160-14016	THRUST WASHER	1	14x29x0.8
19	26232-06000	LIFTER, starter pawl	1	
20	26241-35000	GEAR, kick starter drive	1	

FIG. 53 FOR YOUR MARKET (E-22)

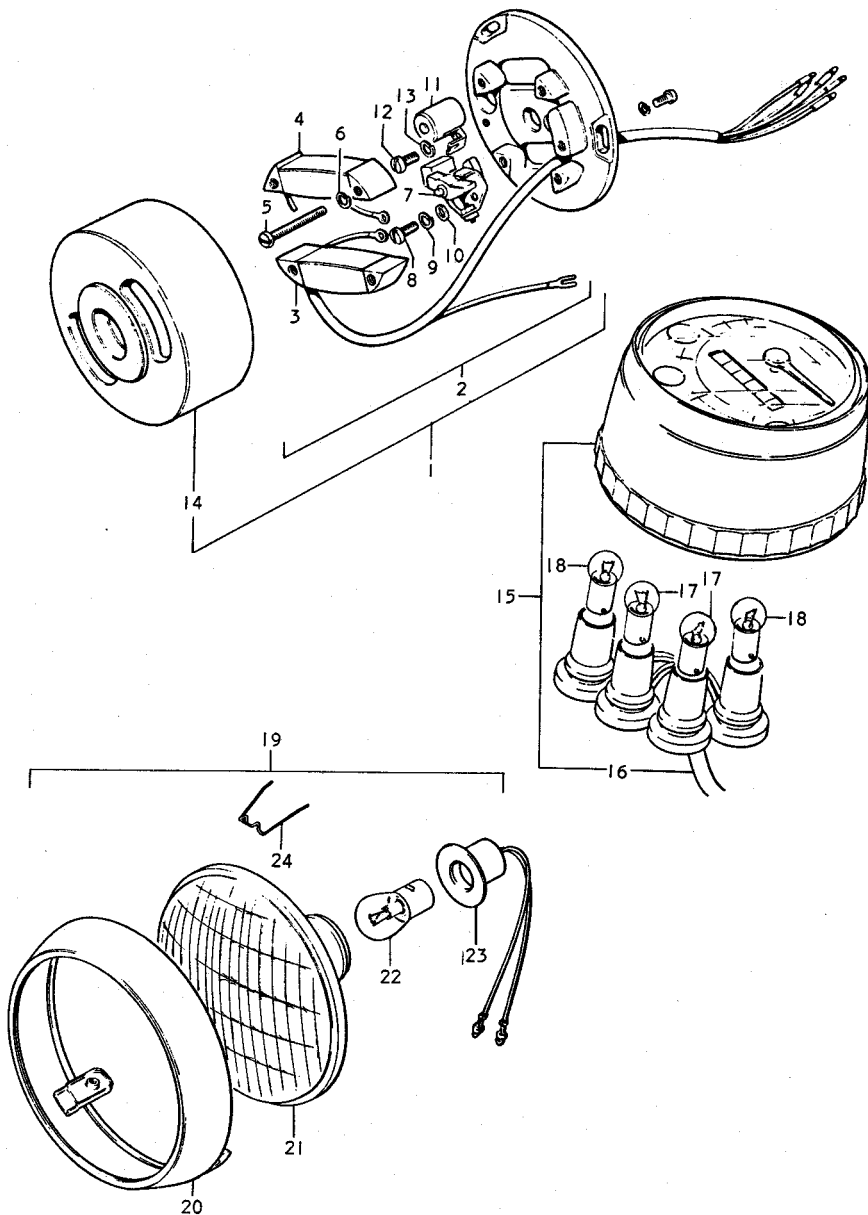


FIG.53 FOR YOUR MARKET (E-22)

Ref.No.	Part No.	Description	Q'ty	Remarks
1	32100-22011	MAGNETO ASSY	1	
2	32101-22010	•STATOR ASSY	1	
3	32120-03110	•COIL, lighting	1	
4	32140-26111	•COIL, primary	1	
5	02111-04258	•SCREW	4	
6	08321-21048	•LOCK WASHER	4	
7	32240-28010	•POINT ASSY, contact	1	
8	02111-04107	•SCREW	1	
9	08321-21048	•LOCK WASHER	1	
10	08322-21048	•WASHER	1	
11	32341-03110	•CONDENSER	1	
12	02111-04107	•SCREW	1	
13	08321-21058	•LOCK WASHER	1	
14	32102-22011	•ROTOR, flywheel	1	
15	34100-26011	SPEEDOMETER ASSY	1	
16	34170-25011	•SOCKET	1	
17	09471-06002	•BULB	2	6V, 3W
18	09471-06001	•BULB	2	6V, 1.7W
19	35100-27660-999	HEADLAMP ASSY	1	
20	35111-27660	•RIM	1	
21	35121-27660	•UNIT	1	
22	09471-06035	•BULB (Executed locally) 6V, 21/5W	1	PHILIPS No.7008
23	35171-27660	•SOCKET	1	
24	35128-27660	•CLAMP	3	

FIG.54 FOR YOUR MARKET (E-22)

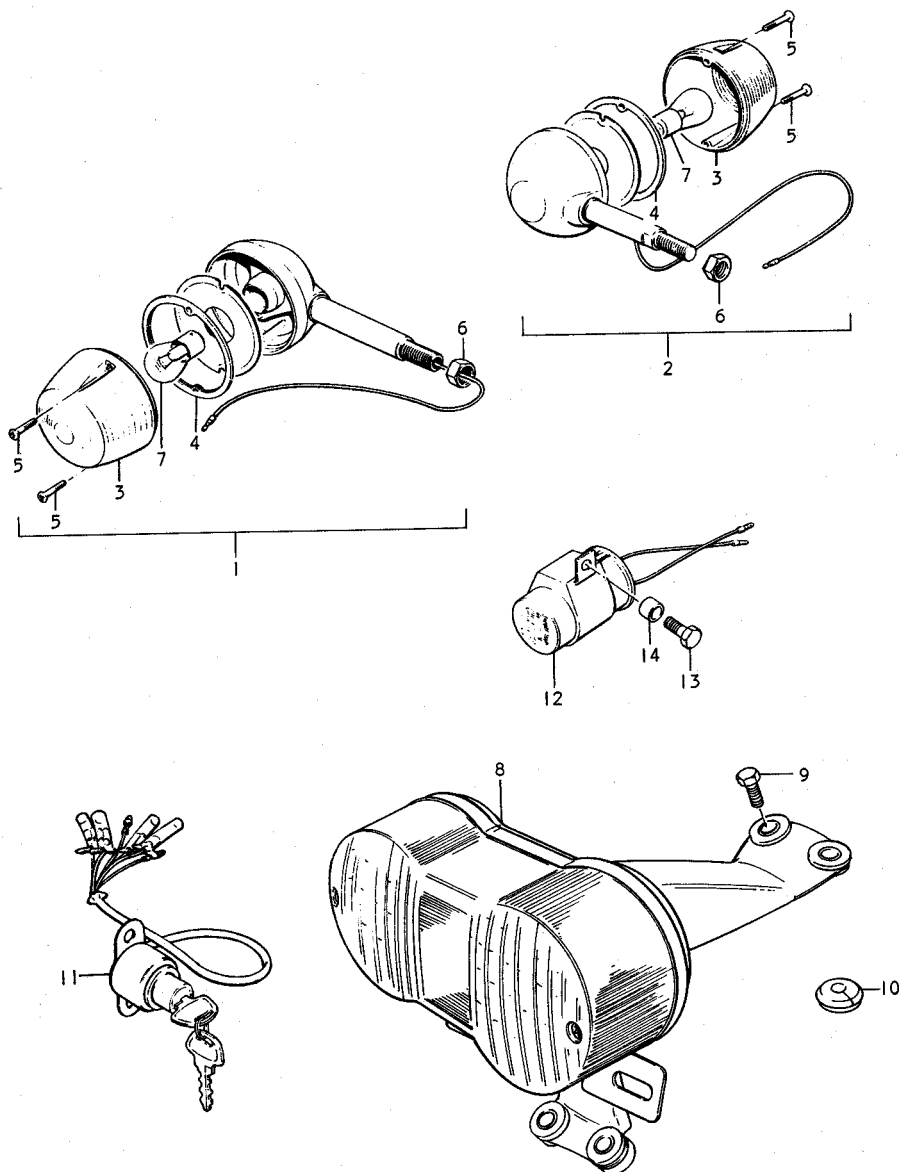


FIG.54 FOR YOUR MARKET (E-22)

Ref.No.	Part No.	Description	Q'ty	Remarks
1	35601-27670-999	LAMP ASSY, front turn signal	2	
2	35603-27660-999	LAMP ASSY, rear turn signal	2	
3	35612-12611	•LENS	4	
4	35613-03610	•GASKET	4	
5	02133-03167	•SCREW	8	
6	08312-31108	•NUT	4	
7	09471-06033	•BULB (Executed locally) 6V, 21W	4	PHILIPS/HELLA WK15813
8	35710-22640	LAMP ASSY, rear combination	1	
9	01112-06128	BOLT	3	
10	09308-05005	GROMMET	1	
11	37110-21012	SWITCH ASSY, ignition	1	
12	38610-28670	RELAY ASSY, turn signal	1	
13	01112-06168	BOLT	1	
14	09180-07005	SPACER	1	

FIG.55 FOR YOUR MARKET (E-22)

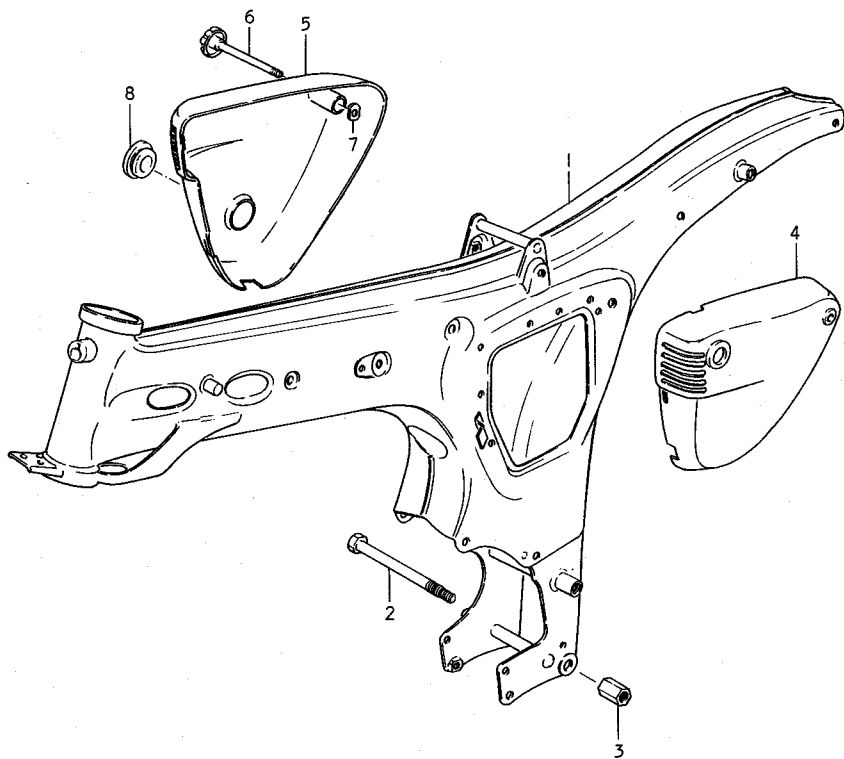


FIG.55 FOR YOUR MARKET (E-22)

Ref.No.	Part No.	Description	Q'ty	Remarks
1	41100-21600-019	FRAME	1	
2	42221-03000	BOLT, center stand	1	
3	42231-09000	NUT	1	
4-1	47211-22501-797	COVER, frame LH	1	
4-2	47211-22501-00U	COVER, frame LH	1	
5-1	47111-22502-797	COVER, frame RH	1	
5-2	47111-22502-00U	COVER, frame RH	1	
6	47130-03001	KNOB, frame cover RH	1	
7	09152-06002	NUT	1	
8	09250-25001	CAP	1	

FIG. 56 FOR YOUR MARKET (E-22)

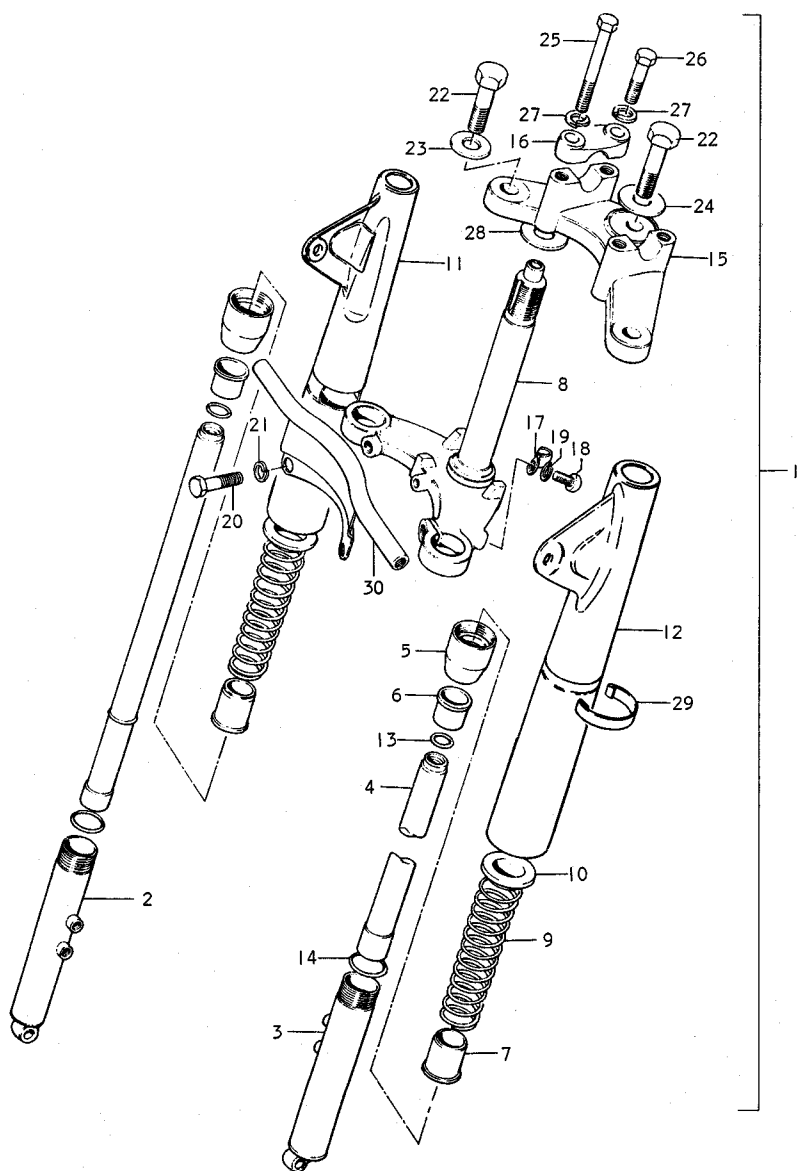


FIG.56 FOR YOUR MARKET (E-22)

Ref.No.	Part No.	Description	Q'ty	Remarks
1-1	51100-23620-797	FORK ASSY, front	1	
1-2	51100-23620-00U	FORK ASSY, front	1	
2	51130-22210	•OUTER TUBE, RH	1	
3	51140-22210	•OUTER TUBE, LH	1	
4	51110-23010	•INNER TUBE	2	
5	51150-03011	•OUTER TUBE NUT	2	
6	51152-03011	•SLIDE METAL	2	
7	51173-01210	•SPRING GUIDE, lower	2	
8	51410-22640	•STEM, steering	1	
9	51171-24900	•SPRING	2	
10	51172-23010	•SPRING GUIDE, upper	2	
11-1	51530-23610-797	•HEAD LAMP BRACKET, RH	1	
11-2	51530-23610-00U	•HEAD LAMP BRACKET, RH	1	
12-1	51540-23610-797	•HEAD LAMP BRACKET, LH	1	
12-2	51540-23610-00U	•HEAD LAMP BRACKET, LH	1	
13	51181-22010	•O RING, inner tube upper	2	
14	51154-12011	•O RING, outer tube nut	2	
15	51311-22210	•STEM HEAD, steering	1	
16	56211-27100	•HOLDER, handle	2	
17	51453-03010	•CLIP, stem rear	1	
18	02112-06108	•SCREW	1	
19	08321-21068	•LOCK WASHER	1	

FIG.56 FOR YOUR MARKET (E-22)

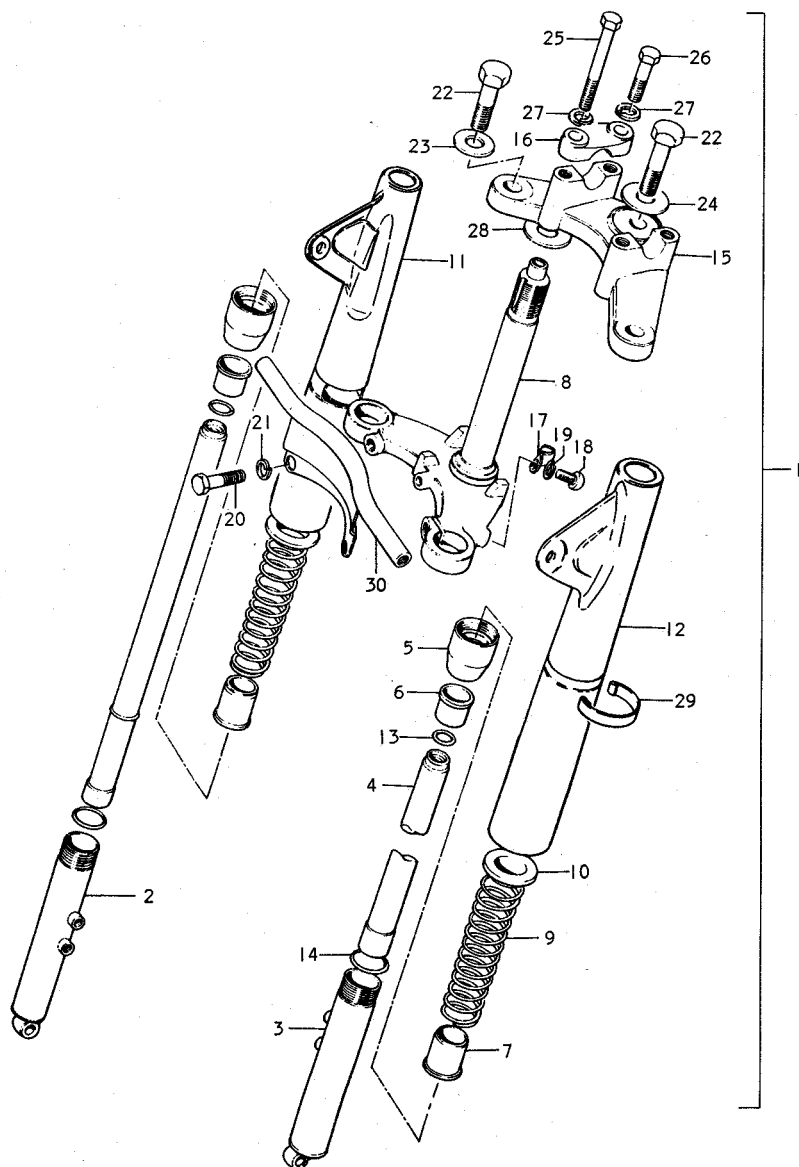


FIG.56 FOR YOUR MARKET (E-22)

Ref.No.	Part No.	Description	Q'ty	Remarks
20	01111-10308	•BOLT	2	
21	08321-21108	•LOCK WASHER	2	
22	51351-20010	•BOLT, stem head	3	
23	51356-22011	•WASHER, inner tube stem head	2	
24	51356-22012	•WASHER, steering shaft stem head	1	
25	01221-08757	•BOLT, handle holder front	2	
26	01221-08357	•BOLT, handle holder rear	2	
27	08321-21088	•LOCK WASHER	4	
28	51357-22010	•WASHER, steering shaft upper	1	
29	51555-22010	•STEM COVER	2	
30-1	51960-23610-797	•BRACKET, turn signal	1	
30-2	51960-23610-00U	•BRACKET, turn signal	1	

FIG.57 FOR YOUR MARKET (E22)

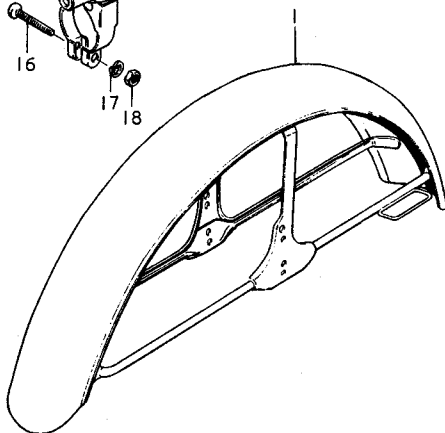
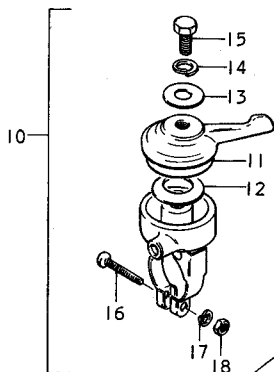
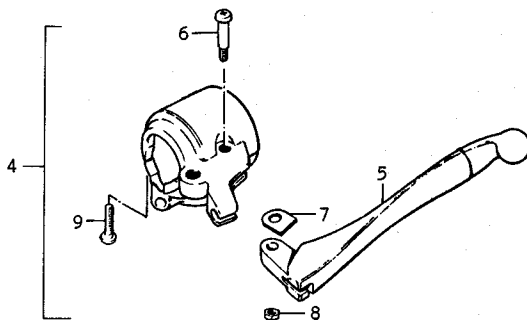
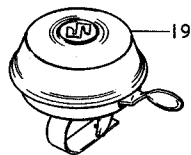


FIG.57 FOR YOUR MARKET (E-22)

Ref.No.	Part No.	Description	Q'ty	Remarks
1	53110-05640	FENDER, front	1	
2	58300-22610	CABLE ASSY, throttle	1	For Semi Western
3	58300-22620	CABLE ASSY, throttle	1	For Flat
4	57500-22640	CLUTCH LEVER & SWITCH ASSY	1	
5	57621-27210	•CLUTCH LEVER	1	
6	57431-01011	•SCREW, pivot	1	
7	57435-20010	•SPACER, lever	1	
8	08311-11058	•NUT	1	
9	09125-05105	•SCREW	2	
10	58700-22010	LEVER ASSY, starter	1	
11	58721-22010	•LEVER, starter	1	
12	58722-03010	•WASHER, adjusting	1	
13	58723-03010	•WASHER	1	
14	08321-21068	•LOCK WASHER	1	
15	01112-06128	•BOLT	1	
16	02112-05208	•SCREW	1	
17	08321-21058	•LOCK WASHER	1	
18	08311-11058	•NUT	1	
19	99800-39301	BELL ASSY	1	

FIG.58 FOR YOUR MARKET (E-22)

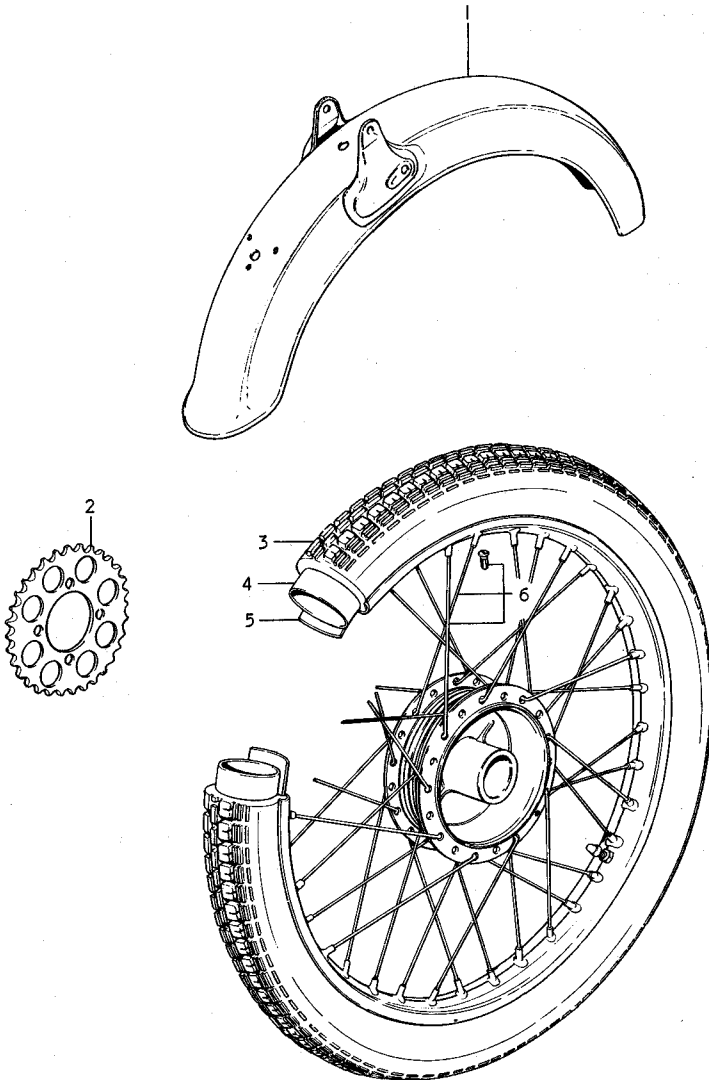


FIG.58 FOR YOUR MARKET (E-22)

Ref.No.	Part No.	Description	Q'ty	Remarks
1	63110-05660	FENDER, rear	1	
2	64511-01799	SPROCKET, rear	1	
3	65100-35010	TIRE	1	
4	55200-03600	TUBE ASSY, wheel inner	1	
5	55311-07020	RIM, wheel	1	
6	65300-03817	SPOKE SET, rear	1	

SUZUKI A50PM for E25

FOREWORD

This parts catalogue contains the parts for exclusive use of the SUZUKI A50PM of E25 spec. specially designed for your market.

FOR YOUR MARKET (E25)

FIG.59 FOR YOUR MARKET (E-25)

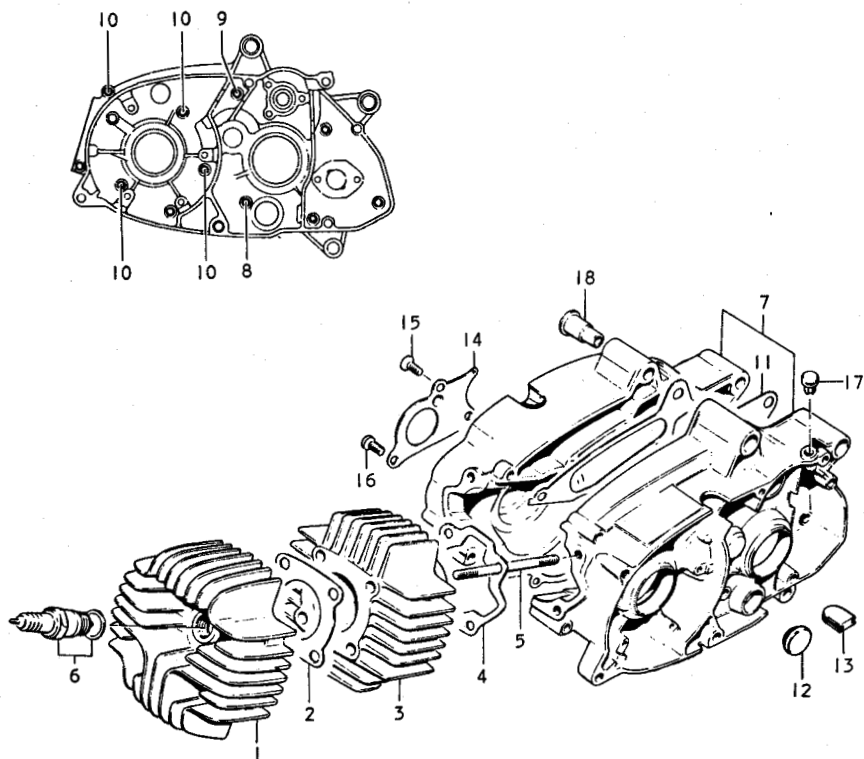


FIG.59 FOR YOUR MARKET (E-25)

Ref.No.	Part No.	Description	Q'ty	Remarks
1	11111-19001	CYLINDER HEAD	1	
2	11141-22600	GASKET, cylinder	1	
3	11211-19001	CYLINDER	1	
4	11241-19000	GASKET, cylinder	1	
5	01421-06958	STUD BOLT	4	
6	09482-00060	SPARK PLUG	1	BP-6HS NGK
7	11300-22860	CRANKCASE ASSY	1	
8	02112-06608	*SCREW	1	
9	02112-06557	*SCREW	1	
10	02112-06408	*SCREW	4	
11	11481-22001	*GASKET, crankcase	1	
12	09250-15002	CAP, oil hose	1	
13	09259-13001	PLUG	1	
14	12521-19002	PLATE, oil reservoir	1	
15	02122-06128	SCREW	2	
16	02111-06128	SCREW	1	
17	09250-10005	PLUG, breather	1	
18	09319-08008	BUSHING, engine mounting	4	

FIG.60 FOR YOUR MARKET (E-25)

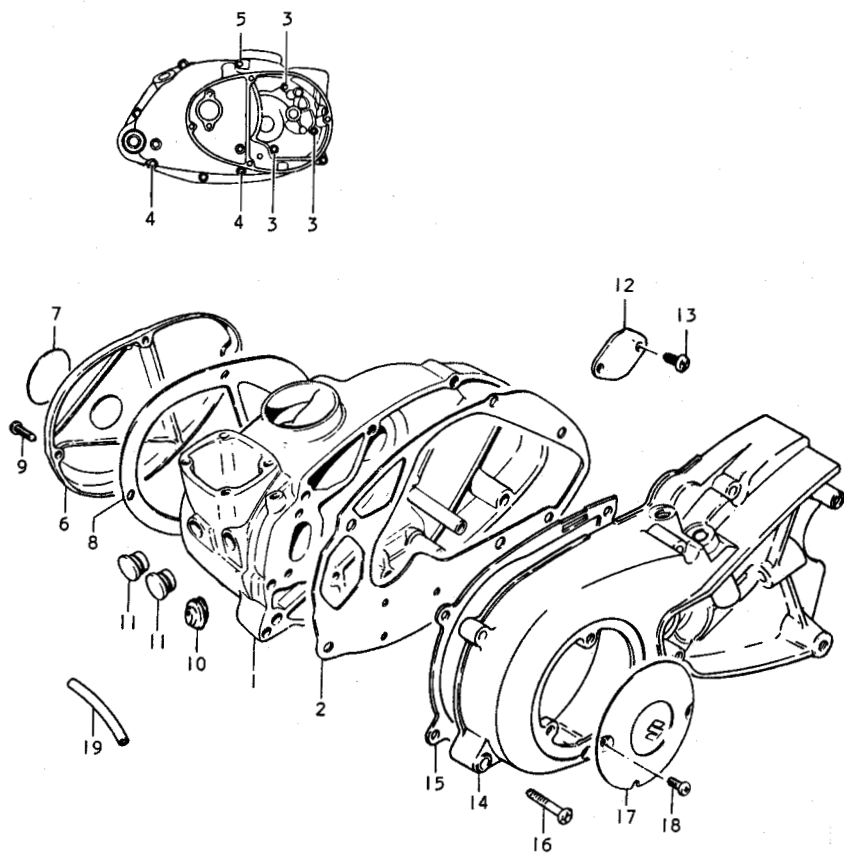


FIG.60 FOR YOUR MARKET (E-25)

Ref.No.	Part No.	Description	Q'ty	Remarks
1	11340-22620	COVER, crankcase RH	1	
2	11482-22000	GASKET	1	
3	02112-06258	SCREW	3	
4	02112-06657	SCREW	2	
5	02112-06808	SCREW	1	
6	11383-22001	CAP, carburetor inspection	1	
7	68234-25300	EMBLEM	1	
8	11492-22000	GASKET	1	
9	02111-05207	SCREW	4	
10	09309-07005	GROMMET	1	
11	09250-14002	CAP, carburetor hole	2	
12	16745-16701	CAP, oil pump drive shaft	1	
13	02111-05127	SCREW	2	
14	11351-22620	COVER, crankcase LH	1	
15	11483-22001	GASKET	1	
16	02112-06508	SCREW	3	
17	11381-01001	CAP, generator inspection	1	
18	02111-05087	SCREW	2	
19	09344-03014	HOSE, carburetor over flow	1	

FIG.61 FOR YOUR MARKET (E-25)

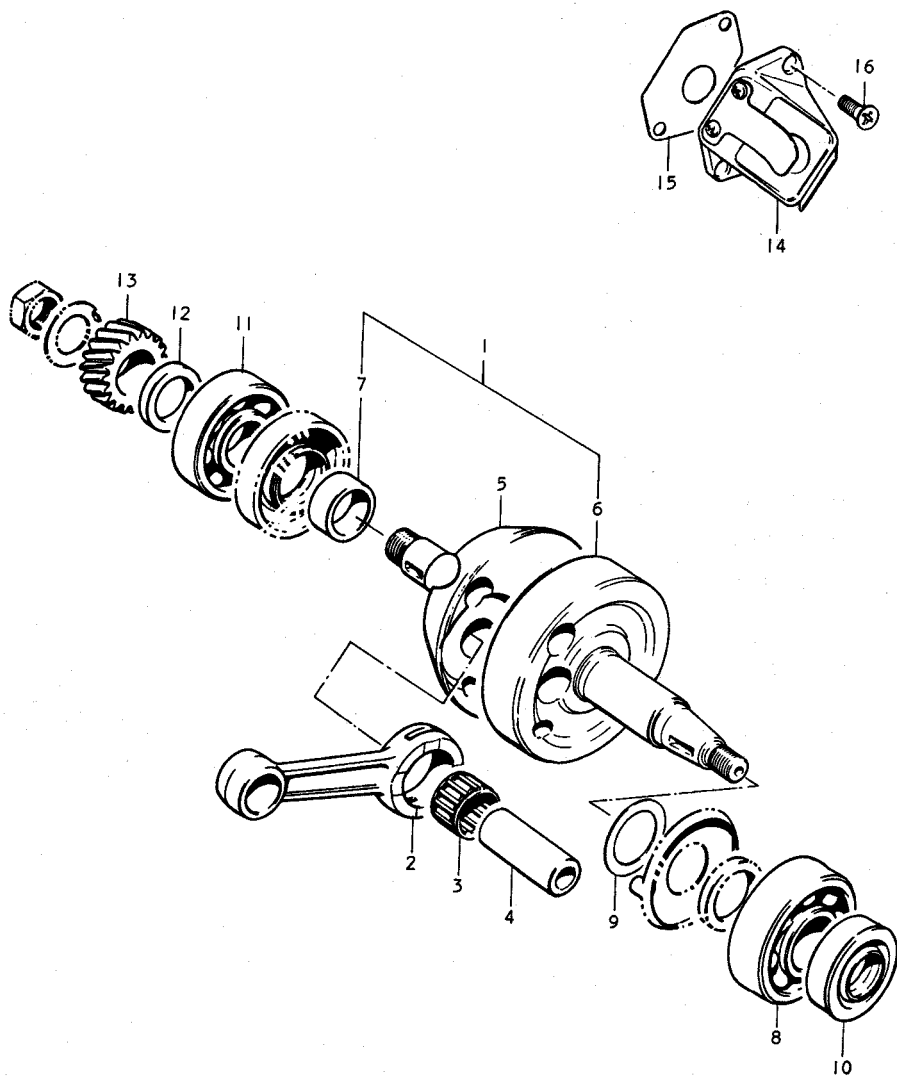


FIG.61 FOR YOUR MARKET (E-25)

Ref.No.	Part No.	Description	Q'ty	Remarks
1	12200-35890	CRANKSHAFT ASSY	1	
2	12161-35000	•ROD, connecting	1	
3	09263-16002	•BEARING, crank pin	1	
4	12211-19000	•PIN, crank	1	
5	12221-35000	•CRANKSHAFT, RH	1	
6	12261-35000	•CRANKSHAFT, LH	1	
7	09180-17026	•SPACER, crankshaft RH	1	
8	08113-62040	BEARING, LH crankshaft	1	
9	08222-20306	SHIM, crankshaft LH	1	
10	09283-23001	OIL SEAL, crankshaft LH	1	
11	08113-63030	BEARING	1	
12	09180-17027	SPACER, primary drive gear	1	
13	21111-19002	BEAR, primary drive	1	
14	13150-22600	VALVE ASSY, read	1	
15	13156-22600	GASKET	1	
16	02121-05167	SCREW	2	

FIG.62 FOR YOUR MARKET (E-25)

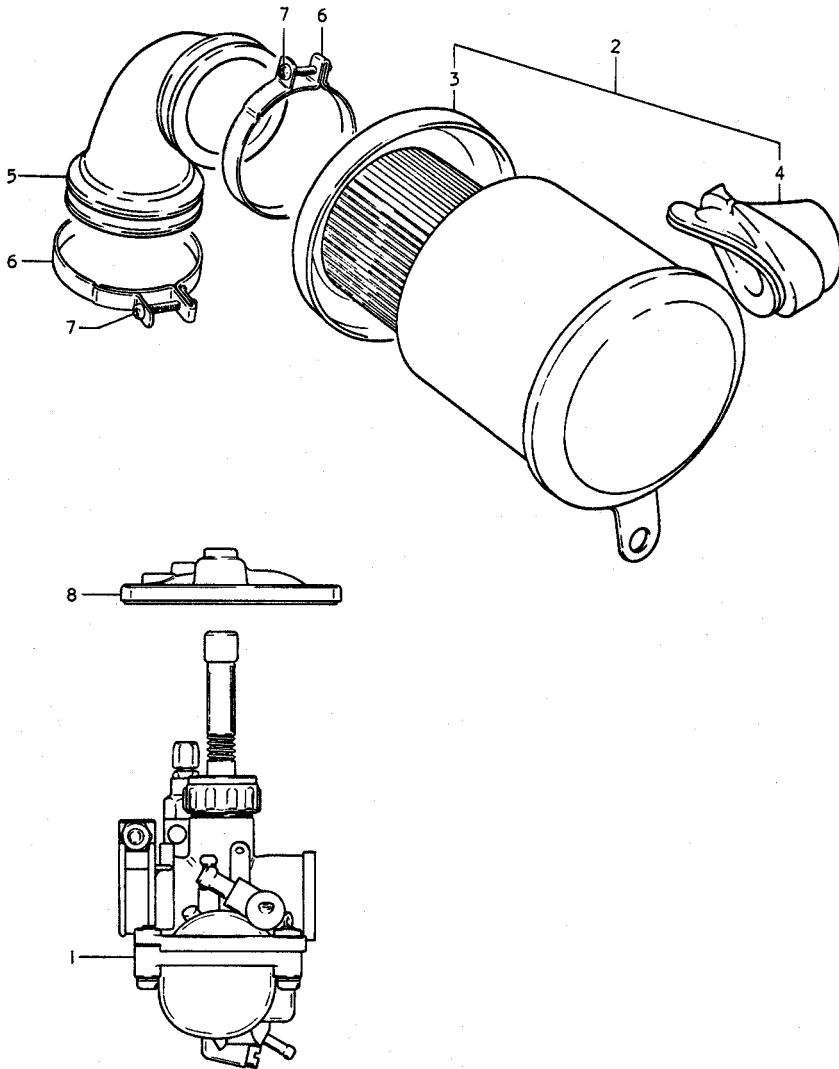


FIG.62 FOR YOUR MARKET (E-25)

Ref.No.	Part No.	Description	Q'ty	Remarks
1	13200-22650	CARBURETOR ASSY	1	
2	13700-22010-019	CLEANER ASSY, air	1	
3	13780-22010	•FILTER	1	
4	13721-12010	•HOSE, air inlet	1	
5	13881-22001	HOSE, carburetor air inlet	1	
6	09402-62306	CLAMP, air inlet hose	2	
7	03211-04258	•SCREW	2	
8	11440-27200	COVER, carburetor top	1	

FIG. 63 FOR YOUR MARKET (E-25)

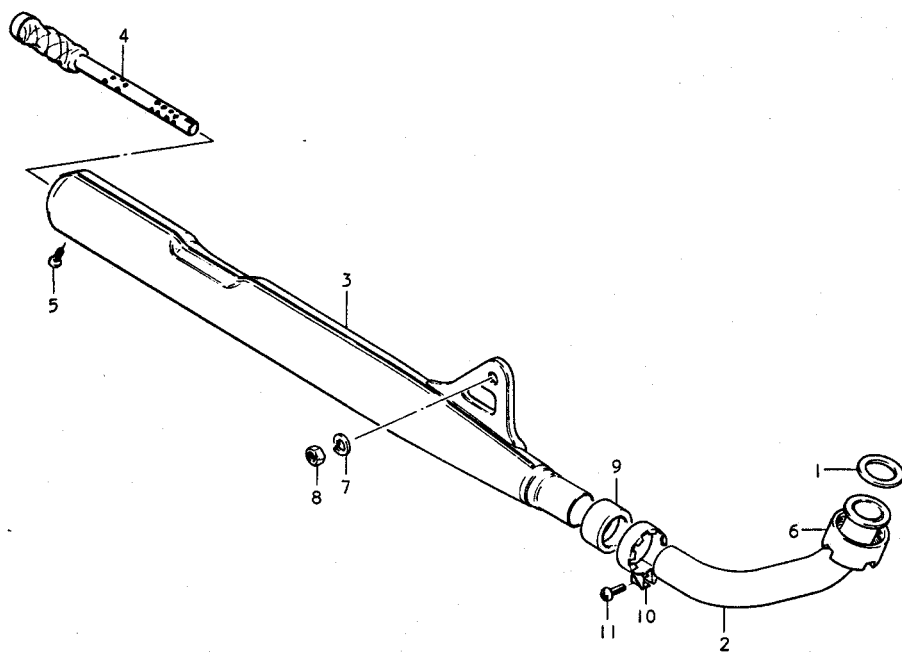


FIG.63 FOR YOUR MARKET (E-25)

Ref.No.	Part No.	Description	Q'ty	Remarks
1	14181-19000	GASKET, exhaust pipe	1	
2	14150-22660	PIPE, exhaust	1	
3	14301-22660	MUFFLER	1	
4	14510-06104	•PIPE, buffle	1	
5	02111-05068	•SCREW	1	
6	14182-03300	CLAMP	1	
7	08321-21088	LOCK WASHER	1	
8	08312-11088	NUT	1	
9	14771-19010	CONNECTOR, muffler	1	
10	09402-30701	CLAMP	1	
11	02112-06208	SCREW	1	

FIG.64 FOR YOUR MARKET (E-25)

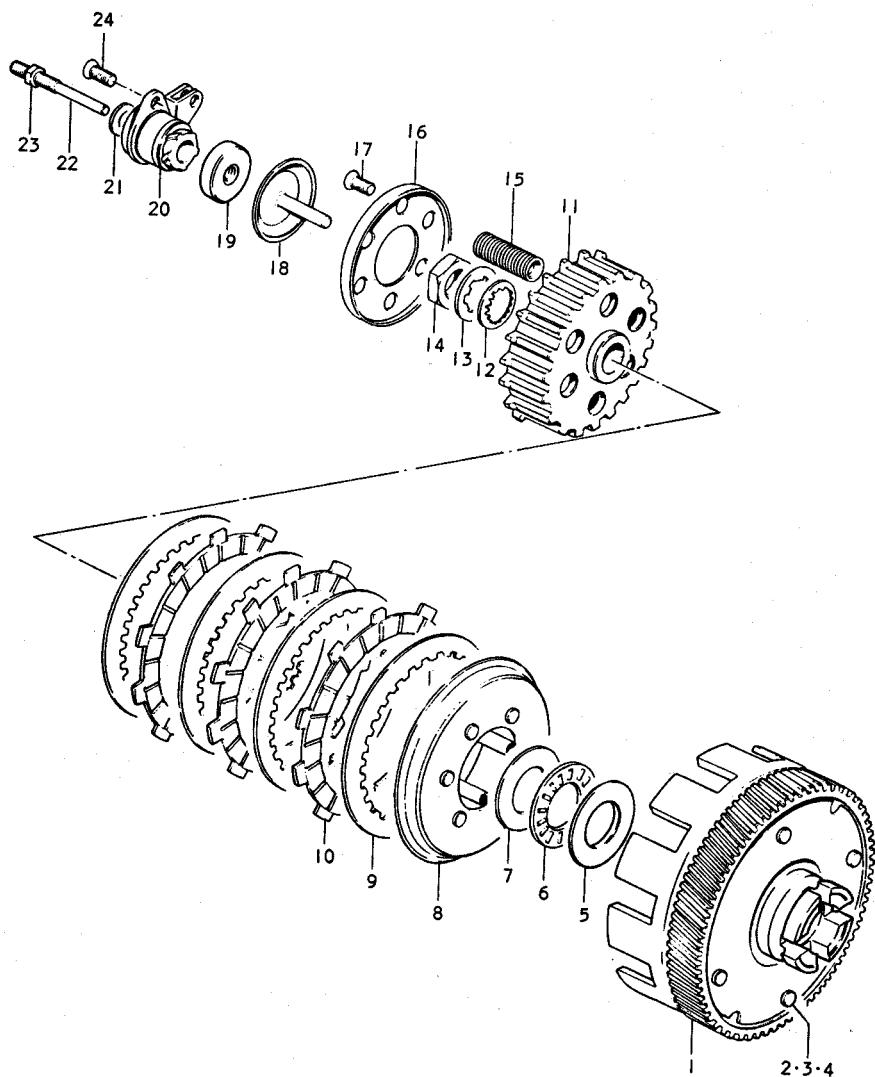


FIG. 64 FOR YOUR MARKET (E-25)

Ref.No.	Part No.	Description	Q'ty	Remarks
1	21200-22002	GEAR, primary driven	1	
2	21231-19040	-DAMPER, primary driven gear	4	
3	21241-22000	-PLATE, primary driven gear	1	
4	09221-05001	-RIVET	4	
5	09189-21001	SHIM	1	
6	09263-23006	BEARING	1	
7	08211-17342	THRUST WASHER	1	17x34x1.5
8	21462-22000	PLATE, clutch pressure	1	
9	21451-22000	PLATE, clutch driven	4	
10	21441-07200	PLATE, clutch drive	3	
11	21411-22000	HUB, clutch sleeve	1	
12	08323-11168	LOCK WASHER	1	
13	09167-17001	WASHER, clutch sleeve hub	1	
14	09140-16001	NUT, clutch sleeve hub	1	
15	09440-14007	SPRING, clutch	6	
16	21466-07000	PLATE, clutch outer	1	
17	02121-05167	SCREW	6	
18	23121-22000	PIECE, clutch push	1	
19	09285-05005	OIL SEAL, clutch push rod	1	
20	23200-22000	SCREW ASSY, clutch release	1	
21	09160-06019	-WASHER, release adjusting	1	
22	09134-06007	-SCREW, release adjusting	1	6.5x16x1.2
23	08311-31068	-NUT	1	
24	02112-05168	SCREW	2	

FIG.65 FOR YOUR MARKET (E-25)

Ref.No.	Part No.	Description	Q'ty	Remarks
1	24121-22100	COUNTERSHAFT	1	
2	24231-22100	GEAR, 3rd drive	1	NT:19
3	24221-22100	GEAR, 2nd drive	1	NT:15
4	24241-22100	GEAR, 4th drive	1	NT:25
5	08211-12261	THRUST WASHER	1	12x26x1
6	09160-21005	THRUST WASHER, countershaft	1	21x30x1
7	08331-11219	CIRCLIP	1	
8	26280-19000	GEAR, kick starter drive	1	NT:16
9	09262-30003	BEARING	1	
10	24130-22610	DRIVESHAFT	1	
11	24321-22100	GEAR, 2nd drive	1	NT:33
12	24331-22100	GEAR, 3rd driven	1	NT:30
13	24310-22100	GEAR, 1st driven	1	NT:44
14	26260-19002	GEAR, 1st driven	1	NT:26
15	27511-01700	SPROCKET, engine	1	
16	27600-05011	CHAIN ASSY, drive	1	
17	27620-01011	JOINT, drive chain	1	

FIG.66 FOR YOUR MARKET (E-25)

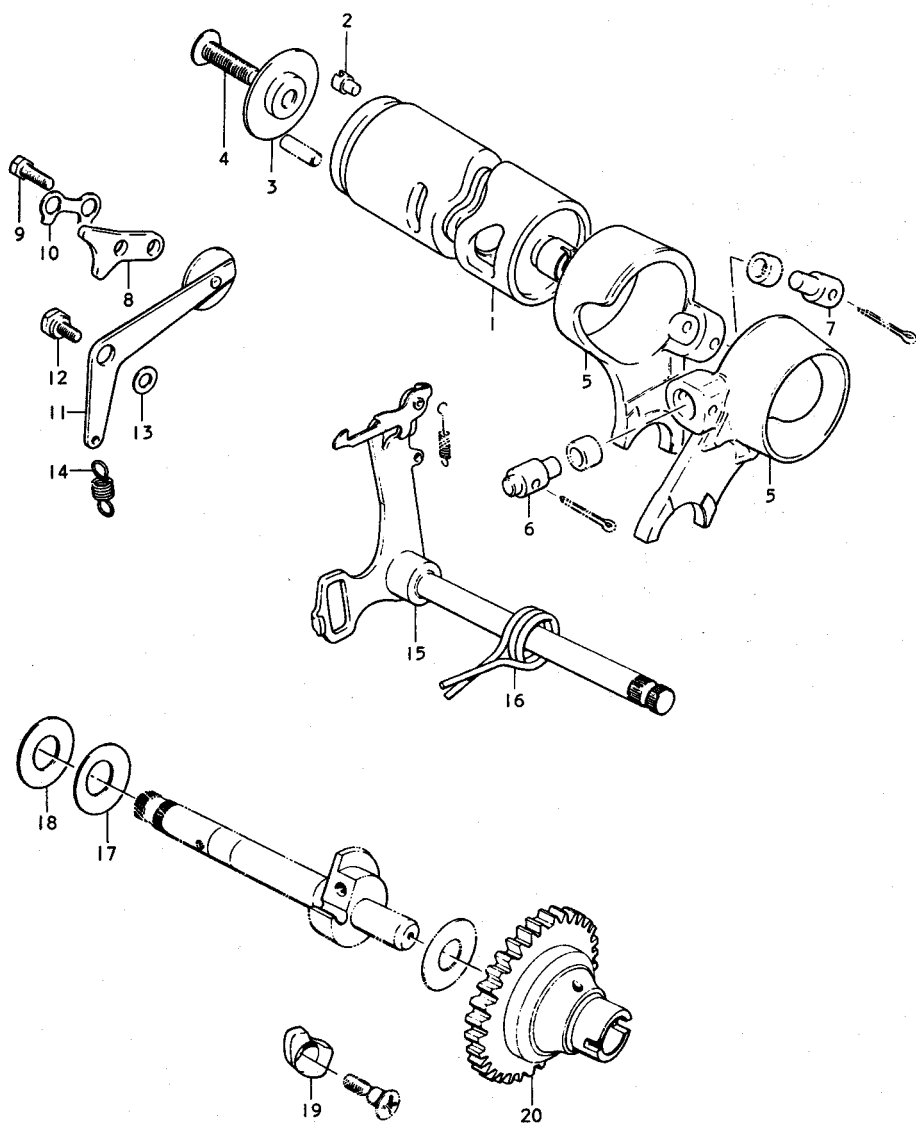


FIG.66 FOR YOUR MARKET (E-25)

Ref.No.	Part No.	Description	Q'ty	Remarks
1	25311-22610	CAM, gear shifting	1	
2	09201-04003	PIN, shifting cam drive No.2	1	
3	25322-02000	RETAINER, drive pin	1	
4	02122-06208	SCREW	1	
5	25211-22100	FORK, gear shifting	2	
6	09209-10002	PIN, shifting fork guide No.1	1	
7	09209-10010	PIN, shifting fork guide No.2	1	
8	25341-23000	GUIDE, shift cam	1	
9	01112-06168	BOLT	2	
10	09169-06003	WASHER, shift cam guide	1	
11	25350-23000	STOPPER, shift cam	1	
12	09111-06003	BOLT, shift cam stopper	1	
13	08322-21068	WASHER	1	
14	09443-07014	SPRING, shift cam stopper	1	
15	25510-22100	SHAFT COMP, gear shifting	1	
16	09444-26005	SPRING, shifting shaft return	1	
17	09164-14004	WASHER	1	
18	09160-14016	THRUST WASHER	1	14x29x0.8
19	26232-06000	LIFTER, starter pawl	1	
20	26241-35000	GEAR, kick starter drive	1	

FIG.67 FOR YOUR MARKET (E-25)

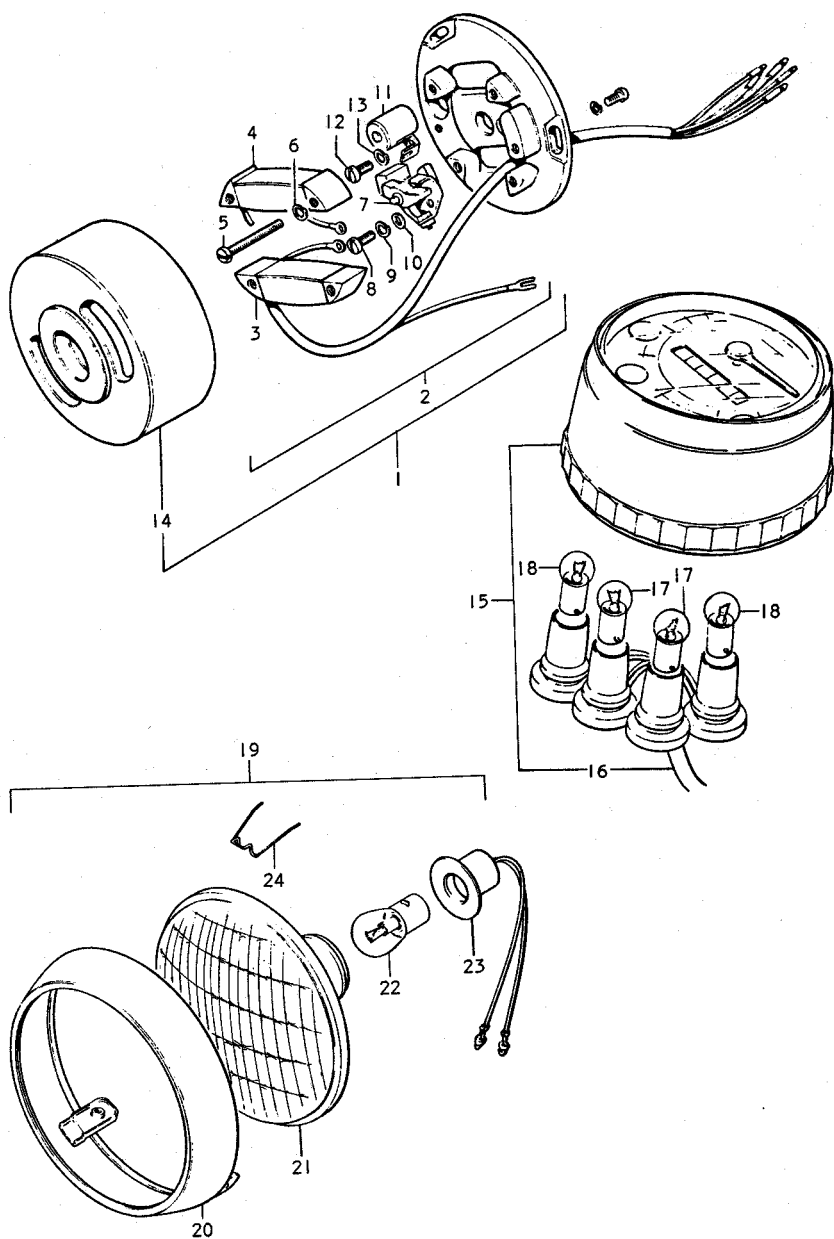


FIG.67 FOR YOUR MARKET (E-25)

Ref.No.	Part No.	Description	Q'ty	Remarks
1	32100-22011	MAGNETO ASSY	1	
2	32101-22010	•STATOR ASSY	1	
3	32120-03110	•COIL, lighting	1	
4	32140-26111	•COIL, primary	1	
5	02111-04258	•SCREW	4	
6	08321-21048	•LOCK WASHER	4	
7	32240-28010	•POINT ASSY, contact	1	
8	02111-04107	•SCREW	1	
9	08321-21048	•LOCK WASHER	1	
10	08322-21048	•WASHER	1	
11	32341-03110	•CONDENSER	1	
12	02111-04107	•SCREW	1	
13	08321-21058	•LOCK WASHER	1	
14	32102-22011	•ROTOR, flywheel	1	
15	34100-26011	SPEEDOMETER ASSY	1	
16	34170-25011	•SOCKET	1	
17	09471-06002	•BULB	2	6V, 3W
18	09471-06001	•BULB	2	6V, 1.7W
19	35100-27660-999	HEADLAMP ASSY	1	
20	35111-27660	•RIM	1	
21	35121-27660	•NUIT	1	
22	09471-06035	•BULB (Executed locally) 6V, 21/5W	1	PHILIPS No.7008
23	35171-27660	•SOCKET	1	
24	35128-27660	•CLAMP	3	

FIG.68 FOR YOUR MARKET (E-25)

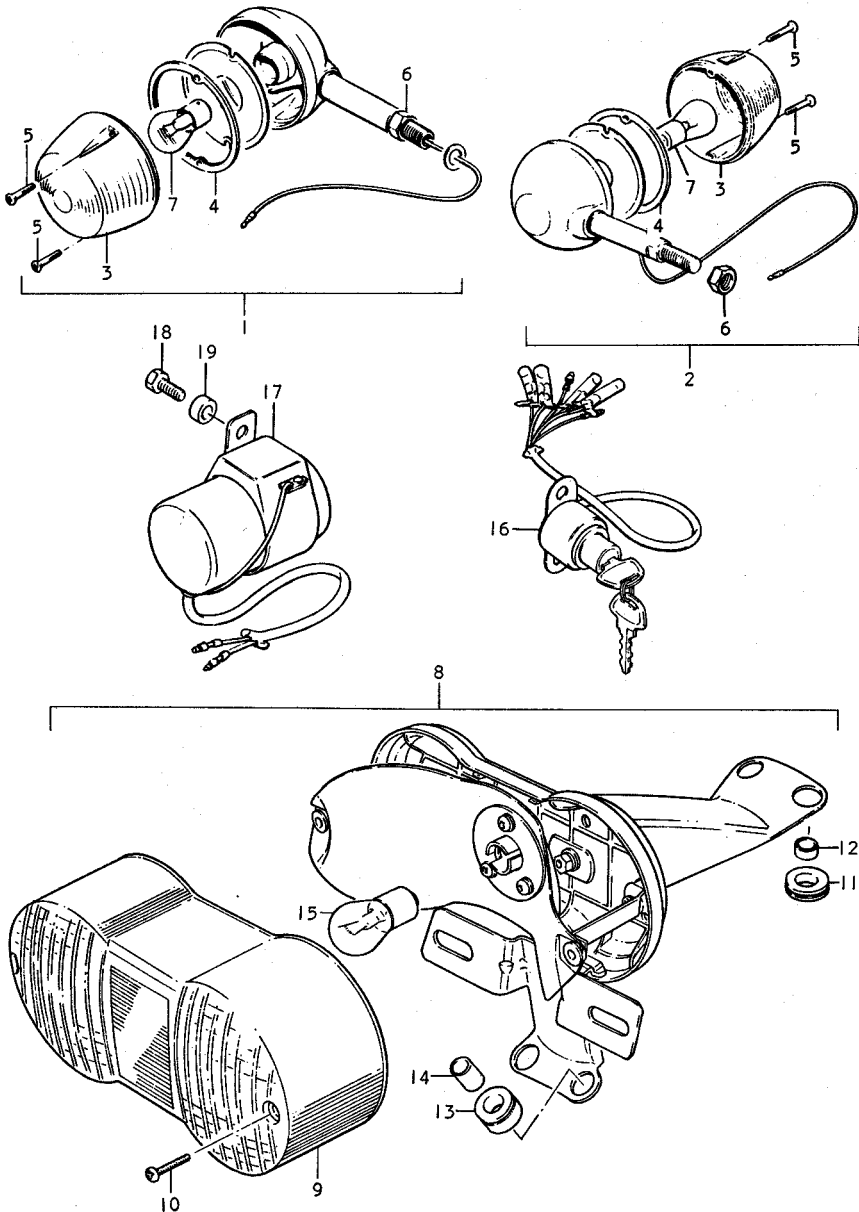


FIG.68 FOR YOUR MARKET (E-25)

Ref.No.	Part No.	Description	Q'ty	Remarks
1	35601-27670-999	LAMP ASSY, front turn signal	2	
2	35603-27660-999	LAMP ASSY, rear turn signal	2	
3	35612-12611	•LENS	4	
4	35613-03610	•GASKET	4	
5	02133-03167	•SCREW	8	
6	08312-31108	•NUT	4	
7	09471-06033	•BULB (Executed locally) 6V, 21W	4	PHILIPS/HELLA WK15813
8	35710-22621	LAMP ASSY, rear combination	1	
9	35712-27660	•LENS	1	
10	02111-04208	•SCREW	2	
11	35765-15010	•CUSHION	2	
12	35766-15010	•SPACER	2	
13	35765-22210	•CUSHION	2	
14	35766-22210	•SPACER	2	
15	09471-06034	•BULB (Executed locally) 6V, 21/5W	1	PHILIPS/HELLA WK15826
16	37110-21012	SWITCH ASSY, ignition	1	
17	38610-27650	RELAY ASSY, turn signal	1	
18	01112-06168	BOLT	1	
19	09180-07005	SPACER	1	

FIG.69 FOR YOUR MARKET (E-25)

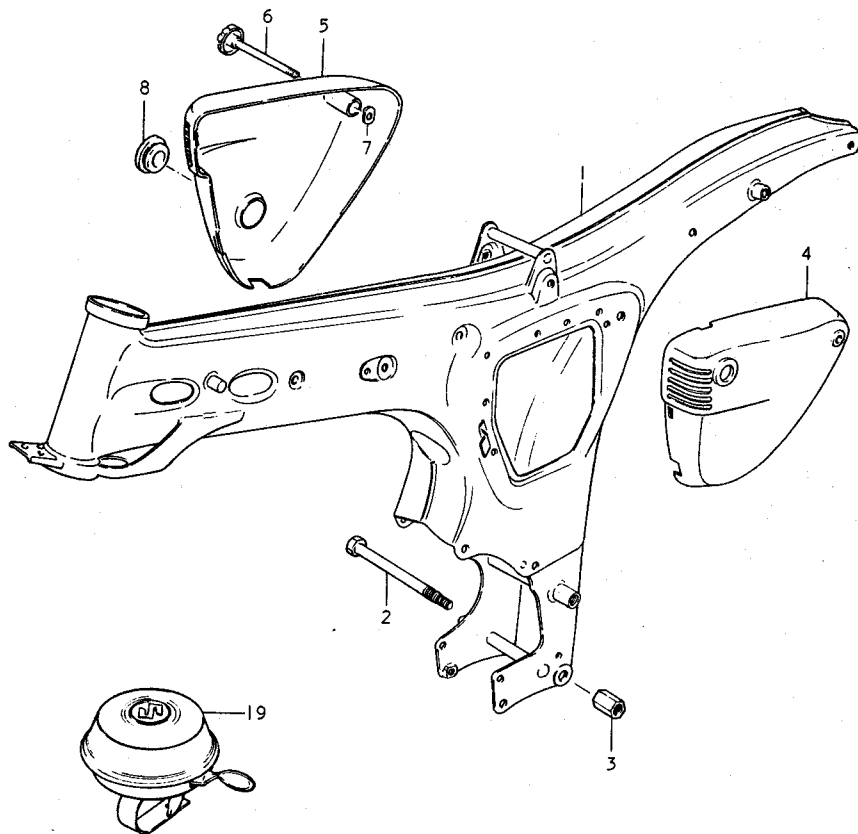


FIG.69 FOR YOUR MARKET (E-25)

Ref.No.	Part No.	Description	Q'ty	Remarks
1	41100-22500-019	FRAME	1	
2	42221-03000	BOLT, center stand	1	
3	42231-09000	NUT	1	
4-1	47211-22501-797	COVER, frame LH	1	
4-2	47211-22501-00U	COVER, frame LH	1	
5-1	47111-22502-797	COVER, frame RH	1	
5-2	47111-22502-00U	COVER, frame RH	1	
6	47130-03001	KNOB, frame cover RH	1	
7	09152-06002	NUT	1	
8	09250-25001	CAP	1	
9	99800-39301	BELL ASSY	1	

FIG.70 FOR YOUR MARKET (E-25)

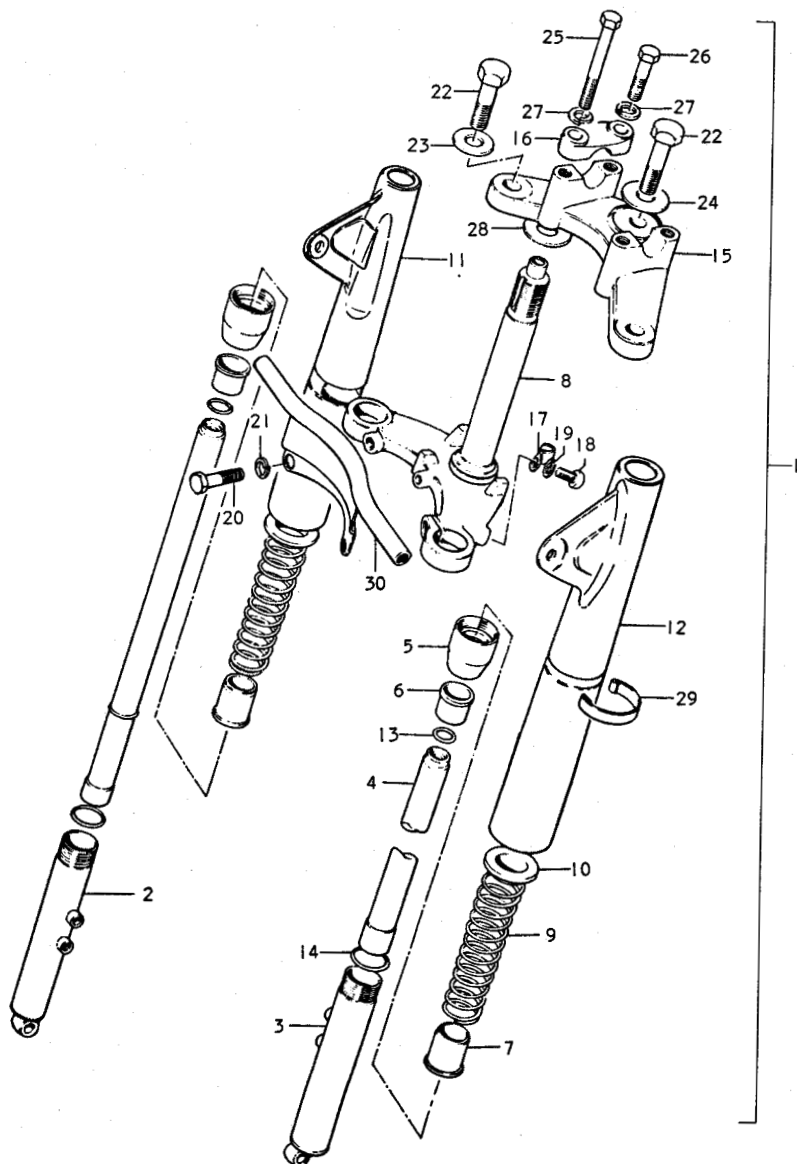


FIG.70 FOR YOUR MARKET (E-25)

Ref.No.	Part No.	Description	Q'ty	Remarks
1-1	51100-23610-797	FORK ASSY, front	1	
1-2	51100-23610-00U	FORK ASSY, front	1	
2	51130-22210	•OUTER TUBE, RH	1	
3	51140-22210	•OUTER TUBE, LH	1	
4	51110-23010	•INNER TUBE	2	
5	51150-03011	•OUTER TUBE NUT	2	
6	51152-03011	•SLIDE METAL	2	
7	51173-01211	•SPRING GUIDE, lower	2	
8	51410-22010	•STEM, steering	1	
9	51171-24900	•SPRING	2	
10	51172-23010	•SPRING GUIDE, upper	2	
11-1	51530-23610-797	•HEAD LAMP BRACKET, RH	1	
11-2	51530-23610-00U	•HEAD LAMP BRACKET, RH	1	
12-1	51540-23610-797	•HEAD LAMP BRACKET, LH	1	
12-2	51540-23610-00U	•HEAD LAMP BRACKET, LH	1	
13	51181-22010	•O RING, inner tube upper	2	
14	51154-12011	•O RING, outer tube nut	2	
15	51311-22210	•STEM HEAD, steering	1	
16	56211-27100	•HOLDER, handle	2	
17	51453-03010	•CLIP, stem rear	1	
18	02112-06108	•SCREW	1	
19	08321-21068	•LOCK WASHER	1	

FIG.70 FOR YOUR MARKET (E-25)

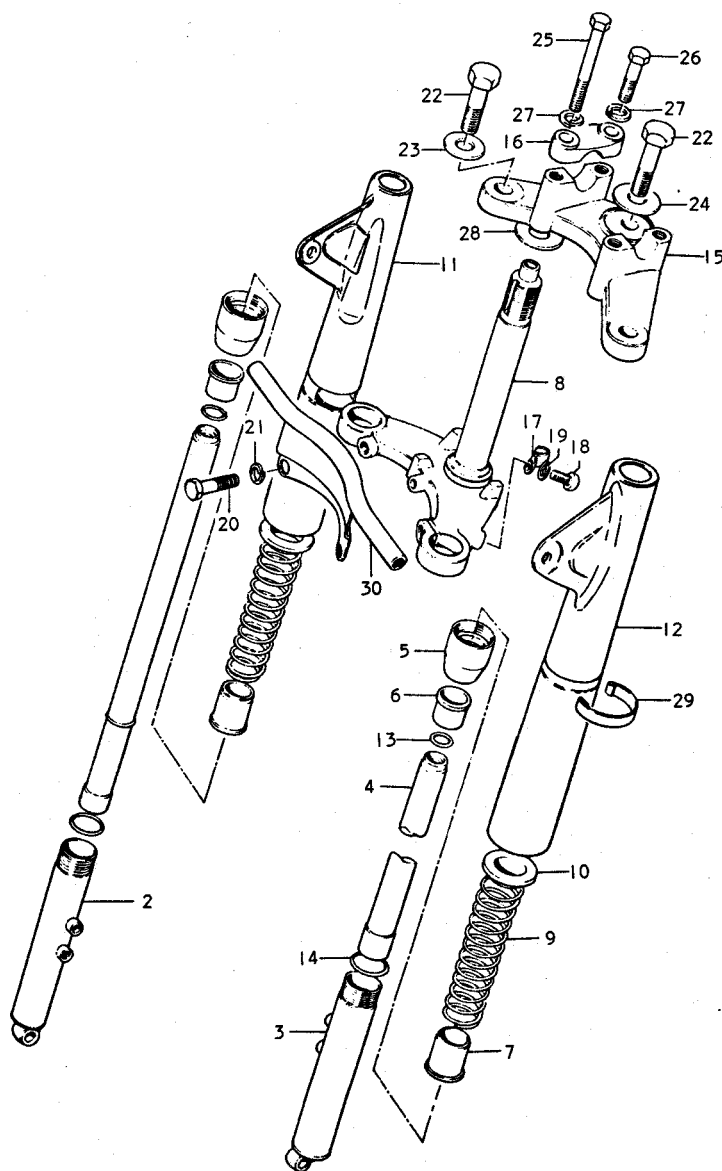


FIG.70 FOR YOUR MARKET (E-25)

Ref.No.	Part No.	Description	Q'ty	Remarks
20	01111-10308	•BOLT	2	
21	08321-21108	•LOCK WASHER	2	
22	51351-20010	•BOLT, stem head	3	
23	51356-22011	•WASHER, inner tube stem head	2	
24	51356-22012	•WASHER, steering shaft stem head	1	
25	01221-08757	•BOLT, handle holder front	2	
26	01221-08357	•BOLT, handle holder rear	2	
27	08321-21088	•LOCK WASHER	4	
28	51357-22010	•WASHER, steering shaft upper	1	
29	51555-22010	•STEM COVER	2	
30-1	51960-23610-797	•BRACKET, turn signal	1	
30-2	51960-23610-00U	•BRACKET, turn signal	1	

FIG.71 FOR YOUR MARKET (E-25)

Ref.No.	Part No.	Description	Q'ty	Remarks
1	57500-22630	CLUTCH LEVER & SWITCH ASSY	1	
2	57621-27210	•LEVER, clutch	1	
3	57431-01011	•SCREW, pivot	1	
4	57435-20010	•SPACER	1	
5	08311-11058	•NUT	1	
6	58721-25611	•LEVER, starter	1	
7	58722-03010	•WASHER, adjusting	1	
8	58723-03010	•WASHER	1	
9	08321-21068	•LOCK WASHER	1	
10	01112-06128	•BOLT	1	
11	09125-05105	•SCREW	2	
12	58300-22610	CABLE ASSY, throttle	1	For Semi Western
13	58300-22620	CABLE ASSY, throttle	1	For Flat
14	64511-01799	SPROCKET, rear	1	
15	65100-35010	TIRE	1	
16	55200-03600	TUBE ASSY, wheel inner	1	
17	55311-07020	RIM, wheel	1	
18	65300-03817	SPOKE SET, rear	1	

PARTS NUMBER INDEX

Part No.	Page-Ref.No.	Part No.	Page-Ref.No.	Part No.	Page-Ref.No.
I 0000					
11111-19001	34-01	11482-22000	60-02	13156-22600	47-15
	45-01	11483-22001	35-15		61-15
	59-01		46-15	13200-05112	6-0
11111-26000	1-01		60-15	13200-22650	37-01
11141-14000	1-02	11483-26000	4-14		48-01
11141-22600	34-02	11492-05002	5-03	13200-22650	62-01
	45-02	11492-22000	35-08	13247-05010	6-01
	59-02		46-08	13248-05110	6-03
11211-19001	34-03		60-08	13249-05010	6-02
	45-03	11910-06000	5-07	13251-01011	6-04
11211-19001	59-03	12110-35000	3-01-1	13252-02010	6-05
11211-26000	1-08	12110-35010	3-01-2	13254-01010	6-06
11241-19000	34-04	12110-35020	3-01-3	13265-05110	6-07
	45-04	12140-05751	3-02-2	13267-05010	6-08
	59-04	12140-05761	3-02-3	13268-01010	6-09
11241-19300	1-09	12140-05828	3-02-1	13268-05010	6-11
11300-22851	4-01	12151-02000	3-03	13269-01010	6-10
11300-22860	34-07	12161-35000	3-07	13296-05010	6-12
	45-07		36-02	13370-35620	6-13
	59-07		47-02	13383-01010	6-14
11300-26832	2-01	12161-35000	61-02	13392-01010	6-15
11340-22620	35-01	12200-06100	3-06	13394-01010	6-16
	46-01	12200-35890	36-01	13411-01010	6-17
	60-01		47-01	13417-01010	6-18
11351-22610	4-13		61-01	13418-03110	6-19
11351-22620	35-14	12211-06100	3-09	13551-26010	6-20
	46-14	12211-19000	36-04	13573-05010	6-21
	60-14		47-04	13577-03010	6-22
11366-22600	4-23		61-04	13581-01010	6-24
11380-05841	4-20	12221-06101	3-11	13661-03010	6-23
11380-05842	5-01	12221-35000	36-05	13688-08010	6-25
11381-01001	35-17		47-05	13700-22010-019	37-02
	46-17		61-05		48-02
	60-17	12261-06100	3-12		62-02
11383-22001	35-06	12261-35000	36-06	13700-22311-019	5-09
11383-22001	46-06	12261-35000	47-06	13701-05010	5-10
	60-06		61-06	13721-05012	5-11
11385-26000	8-01	12410-22210	3-18	13721-12010	37-04
11400-26820	33-10	12421-05210	3-19		48-04
11440-22500	5-05	12450-26000	3-21		62-04
11440-27200	37-08	12460-05001	3-24	13742-05110	5-15
	48-08	12471-05001	3-25	13780-05110	5-12
	62-08	12511-06100	3-13	13780-22010	37-03
11481-05000	2-02	12521-19002	34-14		48-03
11481-22001	34-11		45-14		62-03
11481-22001	45-11	12521-19002	59-14	13881-05002	5-16
	59-11	13150-22600	36-14	13881-22001	37-05
11482-05000	4-02		47-14		48-05
11482-22000	35-02		61-14		62-05
	46-02	13156-22600	36-15	14150-22660	38-02

Part No.	Page-Ref.No.	Part No.	Page-Ref.No.	Part No.	Page-Ref.No.
14150-22660	49-02	21241-25300	9-03	24251-05100	10-09
	63-02	21411-22000	39-11	24310-05102	10-17
14181-05010	7-01		50-11	24310-22100	40-13
14181-19000	38-01		64-11		51-13
	49-01	21411-22200	9-08		65-13
14181-19000	63-01	21441-07200	39-10	24321-05103	10-20
14182-03300	38-06		50-10	24321-22100	40-11
	49-06		64-10		51-11
	63-06	21441-12000	9-12		65-11
14301-22301	7-02	21451-22000	39-09	24331-05102	10-19
14301-22660	49-03	21451-22000	50-09	24331-22100	40-12
	63-03		64-09		51-12
14301-22670	38-03	21451-23000	9-13		65-12
14510-05003	7-03	21460-23000	9-14	24341-05100	10-22
14510-06104	38-04	21462-22000	39-08	24351-05100	10-24
14510-06104	49-04	21462-22000	50-08	24741-05000	10-14
	63-04		64-08	24821-09000	2-18
14771-19010	38-09	21466-07000	39-16	25211-05100	11-01
	49-09		50-16	25211-22100	41-05
	63-09		64-16		52-05
16100-26010	8-03	23111-03001	9-07	25211-22100	66-05
16292-03111	8-04	23121-03010	9-15	25221-05100	11-02
16391-05030	8-07	23121-22000	39-18	25311-05100	11-06
16731-03100	8-08		50-18	25311-22610	41-01
16745-16701	35-12		64-18		52-01
16745-16701	46-12	23200-05030	9-18	25311-22610	66-01
	60-12	23200-22000	39-20	25322-02000	41-03
16810-12631	8-12		50-20		52-03
16820-26030	8-14		64-20		66-03
		23222-07000	9-22	25340-05100	11-11
		24121-05100	10-01	25341-23000	41-08
		24121-22100	40-01		52-08
			51-01		66-08
			65-01	25350-05100	11-14
20000		24130-22600	10-16	25350-23000	41-11
21111-03001	3-27	24130-22610	40-10	25350-23000	52-11
21111-19002	36-13		51-10		66-11
	47-13		65-10	25351-22600	12-05
	61-13	24221-05101	10-04	25354-05101	11-13
21200-05102	9-01	24221-22100	40-03	25381-05100	11-08
21200-22002	39-01	24221-22100	51-03	25411-05100	11-07
	50-01		65-03	25510-22100	41-15
	64-01	24231-05101	10-02		52-15
21231-19040	39-02	24231-22100	40-02		66-15
	50-02		51-02	25510-22200	11-29
21231-19040	64-02	24231-22100	65-02	25600-22600	11-35
21231-25040	9-02	24241-05100	10-05	25652-16500	11-36
21241-22000	39-03	24241-22100	40-04	25671-19000	11-32
	50-03		51-04	25812-22600	12-03
	64-03		65-04	25820-22600	12-01

Part No.	Page-Ref.No.	Part No.	Page-Ref.No.	Part No.	Page-Ref.No.
26211-35000	13-01	32101-22010	53-02	35123-25620	16-05
26221-01030	13-02		67-02	35124-27222	16-03
26222-01001	13-03	32102-03620	14-11	35125-27222	16-04
26231-01000	13-06	32102-22011	42-14	35128-27221	16-09
26232-01000	13-09		53-14	35128-27660	42-24
26232-06000	41-19	32102-22011	67-14	35128-27660	53-24
	52-19	32120-03110	42-03		67-24
	66-19		53-03	35171-22640	42-23
26241-05100	13-14		67-03	35171-25620	16-06
26241-35000	41-20	32120-03620	14-02	35171-27660	53-23
26241-35000	52-20	32130-03620	14-03	35171-27660	67-23
	66-20	32140-03620	14-04	35601-25211	17-01
26260-19002	40-14	32140-26111	42-04	35601-27670-999	54-01
	51-14		53-04		68-01
	65-14		67-04	35603-25012	17-02
26280-19000	40-08	32240-28010	14-06	35603-27660-999	54-02
	51-08		42-07		68-02
	65-08		53-07	35612-12611	54-03
26300-22600	13-15		67-07		68-03
26352-01000	13-16	32341-03110	42-11	35612-20010	17-03
27511-01700	51-15	32341-03110	53-11	35613-03610	54-04
	65-15		67-11		68-04
27511-04000	40-15	32341-25690	14-10	35613-06111	17-04
27511-19700	10-28	32800-19061	19-01	35623-06110	17-05
27513-35000	10-29	33410-19020	14-17	35661-22610	17-15
27513-35000	12-13	33510-22610	1-06	35710-22621	43-01
27521-22600	12-09	33542-98000	1-07		68-08
27522-22600	12-12	33610-03010	19-04	35710-22640	54-08
27600-05011	10-30	34100-26011	42-15	35710-23010	18-01
	40-16		53-15	35712-27630	18-02
27600-05011	51-16	34100-26011	67-15	35712-27660	43-02
	65-16	34100-26601-999	15-01		68-09
27620-01011	10-31	34170-25011	42-16	35713-27630	18-03
	40-17		53-16	35765-15010	18-05
	51-17		67-16		43-04
27620-01011	65-17	34170-26600	15-02	35765-15010	68-11
27700-22600	12-15	34910-28131	15-12	35765-22210	18-07
		34950-26001	15-05		43-06
		34955-20000	15-07		68-13
		35100-22640	42-19	35766-15010	18-06
		35100-25620	16-01	35766-15010	43-05
		35100-27660-999	53-19		68-12
			67-19	35766-22210	18-08
		35111-27221	16-02		43-07
		35111-27660	42-20		68-14
30000					
32100-03620	14-01	35111-27660	53-20	36116-08421	16-08
32100-22011	42-01		67-20	36118-25620	16-07
	53-01	35121-22640	42-21	36510-22610	43-09
	67-01	35121-27660	53-21	36610-22204	19-12
32101-22010	42-02		67-21	36740-15010	19-10

Part No.	Page-Ref.No.	Part No.	Page-Ref.No.	Part No.	Page-Ref.No.
36852-15670	16-22	44344-28070	22-14	51140-22210	70-03
37110-21012	43-11	44346-28070	22-15	51150-03011	24-05
	54-11	44610-21000-00U	23-01-2		56-05
	68-16	44610-21000-797	23-01-1		70-05
37110-22613	19-13	44640-11843	23-07	51152-03011	24-06
37132-03000	19-15	44651-11040	23-02	51152-03011	56-06
37145-19710	33-04	44661-11000	23-03		70-06
37711-05101	11-22	44720-11030	23-04	51154-12011	24-14
37712-26000	11-21	44733-11030	23-05		56-14
37721-26000	11-20	45100-22631-403	20-02		70-14
37740-19051	19-16	47111-22502-00U	43-19	51171-24900	24-09
38500-23031	19-19		55-05-2		56-09
38500-30640	43-12		69-05-2		70-09
38610-12110	17-11	47111-22502-797	43-18	51172-23010	24-10
38610-27650	68-17		55-05-1		56-10
38610-28670	54-12	47111-22502-797	69-05-1	51172-23010	70-10
		47130-01001	20-07	51173-01210	24-07
		47130-03001	43-20		56-07
			55-06	51173-01211	70-07
			69-06	51181-22010	24-13
		47211-21001-00U	20-06-2	51181-22010	56-13
		47211-21001-797	20-06-1		70-13
		47211-22501-00U	43-17	51311-22210	24-15
			55-04-2		56-15
			69-04-2		70-15
40000		47211-22501-797	43-16	51351-20010	24-23
41100-21201-019	20-01		55-04-1		56-22
41100-21600-019	55-01		69-04-1		70-22
41100-22500-019	43-13			51356-22011	24-24
	69-01				56-23
41540-05100	19-06				
42100-22200	21-01			51356-22011	70-23
42211-03001	21-02			51356-22012	24-25
42221-03000	43-14				56-24
	55-02				70-24
	69-02			51357-22010	24-29
42231-09000	43-15	50000			
	55-03	50000-25837	27-32	51357-22010	56-28
	69-03	51100-23312-00U	24-01-2		70-28
42251-03002	21-05	51100-23312-797	24-01-1	51410-22010	24-08
43110-22600	21-09	51100-23610-00U	70-01-2		70-08
		51100-23610-797	70-01-1	51410-22640	56-08
43221-22600	21-13	51100-23620-00U	56-01-2	51451-03010	24-21
43300-25000	21-16	51100-23620-797	56-01-1	51452-08010	24-20
43600-03001	21-23	51110-23010	24-04	51453-03010	24-17
43600-22600	21-24		56-04		56-17
44110-22670-00U	22-01-2		70-04		70-17
44110-22670-797	22-01-1	51130-22210	24-02	51530-23311-00U	24-11-1
44200-36602	22-05		56-02	51530-23311-797	24-11-1
44300-22571	22-12		70-02	51530-23610-00U	56-11-2
44300-28817	22-13	51140-22210	24-03		70-11-2
44341-28070	22-16		56-03	51530-23610-797	56-11-1

Part No.	Page-Ref.No.	Part No.	Page-Ref.No.	Part No.	Page-Ref.No.
51530-23610-797	70-11-1	55311-01020	26-30	58300-22610	44-15
51540-23311-00U	24-12-2		30-38		57-02
51540-23311-797	24-12-1	55311-07020	44-20		71-12
51540-23610-00U	56-12-2		58-05	58300-22620	44-16
	70-12-2		71-17		57-03
51540-23610-797	56-12-1	56111-20710	27-02	58300-22620	71-13
	70-12-1	56111-22700	27-01	58410-01751	27-21
51555-22010	24-30	56211-27100	24-16	58410-19900	27-22
	56-29		56-16	58631-07010	28-02
	70-29		70-16	58721-25611	28-31
51611-20002	27-26	56500-19010	27-03	58721-25611	44-09
51621-25000	27-27	56500-22600	44-01	58700-22010	57-10
51631-05000	27-29	56600-19010	27-04		71-06
51643-06001	27-31	57110-20010	28-01	58722-03010	28-32
51810-27200-00U	16-12-2	57211-20010	28-03		44-10
					57-12
51810-27200-797	16-12-1	57300-20713	28-04	58722-03010	57-10
51817-06301	16-14	57320-01011	28-05		71-07
51818-06301	16-15		28-17	58723-03010	28-33
51960-23610-00U	56-30-2	57334-01010	28-06		44-11
	70-30-2		28-21		57-13
51960-23610-797	56-30-1	57337-01010	28-22	58723-03010	71-08
	70-30-1	57370-01311	28-23	58721-22010	57-11
52461-04000	31-11		44-07		
53110-03660	25-01	57382-01311	28-24		
53110-05640	57-01		44-08		
53311-40000	32-01	57421-27210	28-11		
53321-09100	32-02	57431-01011	28-12		
54110-01004	26-01		28-27		
54210-03006	26-02		44-04		
54410-01005	26-03		57-06		
54410-01005	30-03	57431-01011	71-03	61100-22830-019	29-01
54441-01002	26-05	57435-20010	28-13	61211-20001	29-03
	30-05		28-28	61310-22610	29-08
54451-03002	26-07		44-06	61411-01002	30-30
54611-03000	26-12		57-07	61421-01002	30-31
54621-03000	26-13	57435-20010	71-04	62100-22231-00U	29-12-2
54632-01001	26-14	57500-21012	28-16	62100-22231-797	29-12-1
54661-03000	26-16	57500-22620	44-02	62311-19600	29-13
54711-03601	26-20	57500-22640	57-04	63110-05660	58-01
54730-01000	26-23		71-01	63110-22610	25-04
54892-01000	26-25	57621-27210	28-26	63310-12701	32-06
55100-01011	26-32		44-03	64110-01000	30-01
55200-01011	26-33		57-05	64210-01004	30-02
	30-36		71-02	64311-01001	29-19
55200-03600	44-19	58100-03731	27-05	64451-20000	30-06
55200-03600	58-04	58110-03751	27-06	64511-01739	30-26-1
	71-16	58200-05710	27-12	64511-01799	58-02
55261-01010	26-34	58200-07001	27-11		71-14
	30-37	58300-05730	27-16	64511-01970	30-26-2
55301-01812	26-31	58300-22600	27-15	64511-27600	44-17

60000

Part No.	Page-Ref.No.	Part No.	Page-Ref.No.	Part No.	Page-Ref.No.
64611-01001	30-12			02111-04107	42-08
64651-01000	30-13				42-12
64711-01603	30-14				53-08
64730-01000	30-18				53-12
64761-01000	30-16				67-08
65100-01011	30-35			02111-04107	67-12
65100-35010	44-18			02111-04127	16-19
	58-03			02111-04208	11-26
	71-15				43-03
65300-03817	44-21				68-10
		00000			
65300-03817	58-06	01111-05068	43-10	02111-04258	42-05
	71-18	01111-05108	32-07		53-05
65301-01817	30-39	01111-10308	56-20		67-05
66111-22600	31-01		70-20	02111-04308	14-05
66112-22600	31-02	01112-06108	23-11	02111-04508	18-04
66113-22600	31-03	01112-06108	25-02	02111-05068	7-04
66114-22600	31-04		27-19		38-05
66115-22600	31-05	01112-06128	17-12		49-05
66120-22600	31-10		25-05		63-05
66131-22600	31-13		28-35	02111-05087	35-18
66140-22600	31-14	01112-06128	44-13	02111-05087	46-18
66150-22600	31-15		54-09		60-18
68101-22810-61X	22-02		57-15	02111-05127	4-24
68111-34000	22-03		71-10		14-18
68141-22630	20-09	01112-06168	18-10		27-33
68171-26000	23-14	01112-06168	22-09	02111-05127	35-13
68233-31000	4-21		41-09		46-13
68233-34000	5-02		52-09		60-13
68234-25300	35-07		54-13	02111-05207	19-03
	46-07		66-09		35-09
68234-25300	60-07	01112-06168	68-18	02111-05207	46-09
68363-26200	20-10	01112-06208	11-37		60-09
66161-22600	31-17		13-17	02111-06128	19-14
66162-22600	31-18		18-11		34-16
66163-22600	31-16	01112-06308	11-18		45-16
		01122-08128	19-20	02111-06128	59-16
		01122-08168	21-14	02112-05168	5-04
		01122-08258	20-03		5-06
		01221-08307	16-13		8-09
		01221-08357	24-27		23-10
90000					
90001-31817	27-35	01221-08357	56-26	02112-05168	39-24
99000-10205-00U	33-08-2		70-26		50-24
99000-10205-797	33-08-1	01221-08757	24-26		64-24
99000-10209-00U	33-09-2		56-25	02112-05308	8-10
99000-10209-797	33-09-1		70-25	02112-05408	4-09
99000-25030	33-05	01421-06958	34-05	02112-06108	8-02
99000-31010	33-06		45-05		24-18
99000-32040	33-07		59-05		56-18
99800-39301	57-19	02111-03048	11-24		70-18
	69-09	02111-04107	32-03	02112-06208	38-11

Part No.	Page-Ref.No.	Part No.	Page-Ref.No.	Part No.	Page-Ref.No
02112-06208	49-11	02122-06168	3-26	08222-20306	61-09
	63-11		11-12	08311-11058	15-08
02112-06258	4-17	02122-06208	41-04		19-02
	35-03		52-04		28-15
	46-03		66-04		28-30
02112-06258	60-03	02131-05127	4-22	08311-11058	44-05
02112-06307	2-08	02133-03167	54-05		57-08
02112-06358	2-07		68-05		71-05
	4-08	02311-04128	14-07	08311-11068	1-03
	4-19	03211-04208	5-18		11-16
02112-06408	2-06	03211-04208	5-20	08311-11068	17-14
	4-05	03211-04258	37-07		18-13
	4-07		48-07		26-09
	4-16		62-07		30-10
	34-10	04111-12108	6-29		30-32
02112-06408	45-10	04111-20208	21-22	08311-11108	14-13
	59-10	04111-20308	26-29		29-04
02112-06458	2-05		30-25	08311-31048	32-05
	4-06	04111-25208	11-05	08311-31068	9-20
	4-18	04111-30308	21-12		39-23
02112-06508	35-16	04211-09129	2-03	08311-31068	50-23
	46-16		3-23		64-23
	60-16		4-03	08312-11088	2-11
02112-06557	4-15	06111-06003	27-28		8-19
	34-09	06211-03052	3-20		15-11
02112-06557	45-09	08113-62000	26-27	08312-11088	27-13
	59-09	08113-62030	30-24		30-28
02112-06608	34-08	08113-62040	10-25		38-08
	45-08		36-08		49-08
	59-08		47-08		63-08
02112-06657	2-04	08113-62040	61-08	08312-11108	17-10
	35-04	08113-63030	36-11		21-07
	46-04		47-11	08312-31108	17-06
	60-04		61-11		54-06
02112-06708	4-04	08143-62010	30-22		68-06
02112-06808	35-05	08143-63000	26-26	08313-11067	5-13
	46-05	08143-63010	30-23	08313-11107	29-15
	60-05	08211-12261	10-10	08314-11108	26-21
02121-05127	9-23		40-05		30-17
02121-05167	36-16		51-05	08321-21038	28-08
02121-05167	39-17	08211-12261	65-05	08321-21038	28-20
	47-16	08211-12302	13-12	08321-21048	11-27
	50-17	08211-17282	9-09		14-08
	61-16		10-08		16-20
	64-17	08211-17301	9-06		42-06
02121-06108	10-15	08211-17342	39-07	08321-21048	42-09
02122-06128	11-23		50-07		53-06
	34-15		64-07		53-09
	45-15	08222-20306	36-09		67-06
	59-15		47-09		67-09

Part No.	Page-Ref.No.	Part No.	Page-Ref.No.	Part No.	Page-Ref.No.
08321-21058	8-11 27-34 28-14 28-29 32-08	08322-21048	16-21 32-04 42-10 53-10 67-10	09111-06003 09111-06004 09111-08013 09119-08014 09125-03103	66-12 11-10 29-22 8-18 28-09
08321-21058	42-13 53-13 67-13	08322-21058	14-19 21-20	09125-03103 09125-05105	28-18 28-10 28-25
08321-21068	11-19 19-08	08322-21068	1-04 5-14 17-13		44-14 57-09
08321-21068	23-12 24-19 25-03 25-06 27-20	08322-21068	21-21 25-07 26-08 29-11 30-09	09125-05105 09127-03002 09128-06004 09128-06006	71-11 22-04 4-10 19-07 22-17
08321-21068	28-34 30-34 44-12 56-19 57-12	08322-21068	30-33 41-13 52-13 66-13 2-13	09134-03101 09134-06001 09134-06007	26-18 9-19 39-22 50-22 64-22
08321-21068	70-19 71-09	08322-21088	20-05 14-15	09139-05011 09139-06002	14-12 13-10
08321-21088	2-14 15-10 19-21	08322-21108	29-06 29-16 39-12	09140-08008 09140-10012 09140-14002	29-23 29-14 3-30
08321-21088	20-04 21-15 24-28 29-24 38-07	08323-11168	50-12 64-12	09140-16001	9-10 39-14 50-14 64-14 30-19
08321-21088	49-07 56-27 63-07 79-27	08331-11149 08331-11159 08331-11219	13-04 26-19 40-07	09140-16005	
08321-21108	11-33	08331-11219	51-07 65-07	09150-05101 09150-06001 09152-06002	27-07 21-18 20-08 43-21 55-07
08321-21108	14-14 17-09 21-08 24-22 29-05	08331-31158 08331-31163 08332-11088	12-11 31-09 12-04	09152-06002 09159-06017 09160-05001 09160-05006 09160-06004	69-07 31-12 26-15 15-06 22-10
08321-21108	56-21 70-21	08341-11059 08341-31039 09100-06005 09100-06007 09100-06050	31-07 3-32 29-09 29-10 26-10	09160-06019	39-21 50-21 64-21 18-12 29-17
08322-11088	2-12	09100-06050 09100-08024 09100-08026 09100-10004 09100-10018	30-11 2-10 2-09 12-07 21-03	09160-06027 09160-10005	
08322-11108	12-08 17-08	09100-10046 09105-08001 09108-06026 09111-06003	29-18 30-27 1-10 41-12 52-12	09160-12011 09160-12015 09160-14005 09160-14016	26-11 30-07 10-18 13-13 41-18
08322-21033	11-25 28-07 28-19				
08322-21048	11-28 14-09				

Part No.	Page-Ref.No.	Part No.	Page-Ref.No.	Part No.	Page-Ref.No.
09160-14016	52-18	09201-04003	52-02	09263-16002	47-03
	66-18		66-02		61-03
09160-15002	21-11	09205-04007	31-08	09263-23006	39-06
09160-16005	26-17	09209-05012	13-07		50-06
09160-16011	3-08	09209-10001	27-08		64-06
09160-21005	40-06	09209-10002	11-03	09269-20006	3-14
	51-06		41-06	09280-00002	3-22
	65-06		52-06	09280-08003	12-02
09164-14004	41-17		66-06	09280-12001	26-06
	52-17	09209-10010	41-07		30-08
09164-14084	66-17	09209-10010	52-07	09280-23001	23-08
09166-14008	3-31		66-07	09283-20011	3-16
09166-24001	27-30	09209-11002	21-19	09283-20020	10-26
09167-17001	39-13	09221-05001	9-04	09283-23001	36-10
	50-13		39-04		47-10
09167-17001	64-13	09221-05001	50-04	09283-23001	61-10
09167-17002	9-11		64-04	09283-25009	3-28
09167-17003	10-21	09247-10001	2-15	09284-15001	26-24
09168-05001	23-09	09250-07001	25-08	09285-05004	10-12
09168-06001	4-11	09250-10005	34-17	09285-05005	39-19
09168-06002	8-06	09250-10005	45-17	09285-05005	50-19
	8-16		59-17		64-19
09168-06010	22-18	09250-12002	2-17	09285-12002	11-34
09168-10002	2-16	09250-14002	5-08	09285-14001	13-11
09169-06003	41-10		35-11	09285-25001	30-21
09169-06003	52-10	09250-14002	46-11	09285-43001	26-28
	66-10		60-11	09287-07001	27-09
09169-08011	30-29	09250-15002	34-12	09287-07002	27-14
09180-06002	22-08		45-12		27-17
09180-06004	11-04		59-12	09300-12008	10-11
09180-06022	11-15	09250-20003	8-17	09300-12008	10-27
09180-07005	54-14	09250-25001	9-24	09308-05005	54-10
	68-19		43-22	09308-12001	19-18
09180-08001	16-18		55-08	09309-07005	35-10
09180-10003	26-22		69-08		46-10
09180-12005	30-15	09259-13001	34-13	09309-07005	60-10
09180-17004	30-20		45-13	09309-08002	8-13
09180-17025	9-05		59-13	09309-09003	14-16
09180-17026	36-07	09259-20003	4-12	09319-08008	34-18
	47-07	09261-02001	9-17		45-18
09180-17026	61-07	09261-04002	11-09	09319-08008	59-18
09180-17027	36-12	09262-15005	12-10	09319-10009	29-02
	47-12	09262-17012	10-13	09320-08004	15-09
	61-12	09262-20015	3-17	09320-09002	22-07
09180-20006	3-29	09262-30003	40-09	09320-12014	16-17
09180-20017	3-15	09262-30003	51-09	09320-22001	29-07
09189-21001	39-05		65-09	09321-05006	22-11
	50-05	09263-12003	3-05	09321-10001	21-06
	64-05	09263-16002	3-10	09329-10005	22-06
09201-04003	41-02		36-03	09329-12002	16-16

Part No.	Page-Ref.No.	Part No.	Page-Ref.No.	Part No.	Page-Ref.No.
09343-05017	22-19	09444-26005	41-16		
09343-12005	12-16		52-16		
09344-03014	35-19		66-16		
	46-19	09444-26008	11-31		
	60-19	09448-31010	21-10		
09344-05001	23-13	09448-38002	13-05		
09360-06003	9-05	09462-00007	19-05		
	8-15	09471-06001	15-04		
09361-14001	23-06		42-19		
09380-17001	10-03		53-18		
09380-17001	10-23	09471-06001	67-18		
09380-26001	10-07	09471-06002	15-03		
09381-12001	3-04		16-11		
09384-06001	29-21		42-17		
09385-10001	29-25		53-17		
09399-14001	10-06	09471-06002	67-17		
09401-08401	22-20	09471-06009	18-09		
09402-30701	38-10	09471-06015	16-10		
	49-10	09471-06021	17-07		
	63-10	09471-06033	54-07		
09402-46306	5-17	09471-06033	68-07		
09402-48303	5-19	09471-06034	43-08		
09402-62306	37-06		68-15		
	48-06	09471-06035	53-22		
	62-06		67-22		
09403-09304	27-18	09471-06038	42-22		
09408-00001	27-23	09481-15001	19-11		
09408-00002	27-24	09482-00057	1-05		
09408-00014	27-25	09482-00060	34-06		
09440-04010	13-08		45-06		
09440-04011	12-06	09482-00060	59-06		
09440-06003	27-10	09491-72009	6-26		
09440-09004	21-17	09492-25003	6-27		
09440-14007	39-15	09494-00038	6-28		
	50-15	09800-00108	19-09		
09440-14007	64-15	09821-00004	33-01		
09440-18002	29-20	09825-00002	33-02		
09440-19010	12-14	09826-00001	33-03		
09440-38002	31-06				
09443-06019	19-17				
09443-07001	26-04				
	30-04				
09443-07013	11-30				
09443-07014	41-14				
	52-14				
09443-07014	66-14				
09443-08001	9-21				
09443-08005	11-17				
09443-12003	9-16				
09443-16002	21-04				



SUZUKI MOTOR CO., LTD.

Head Office : Hamamatsu - Nishi, P.O.Box 1,
432-91 Hamamatsu, Japan

SUZUKI A50P PARTS CATALOGUE

1st Edition
Printed in Dec., 1975
Published in Dec., 1975
Editor : SUZUKI MOTOR Co., LTD.
Export parts section

Reprint Prohibited