



EVOTECH®
P E R F O R M A N C E

Installation Instructions



DUCATI MULTISTRADA 2015 RADIATOR GUARD

Product Reference - 12480

Kit Contents

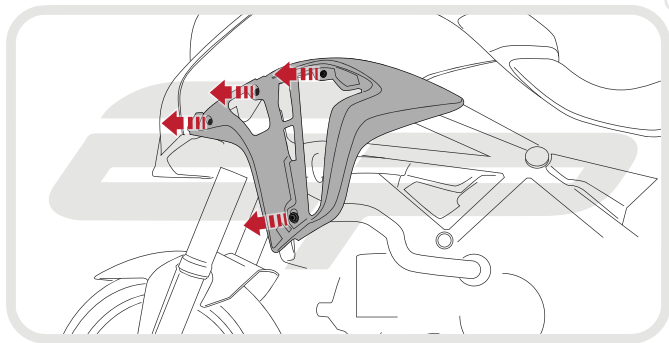
- (A)** 1 x Radiator Guard
- (B)** 1 x Neoprene Foam

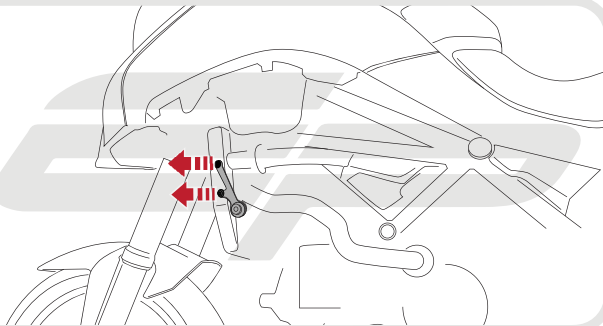
REMOVE

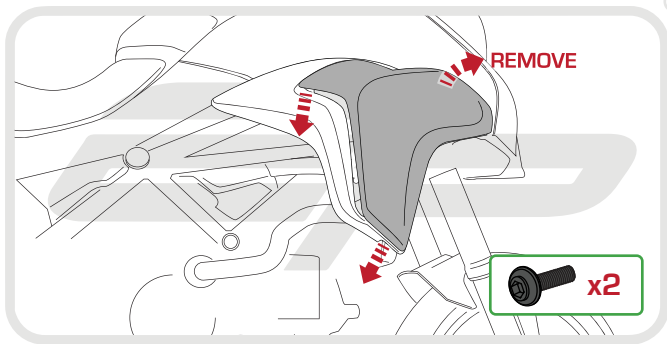


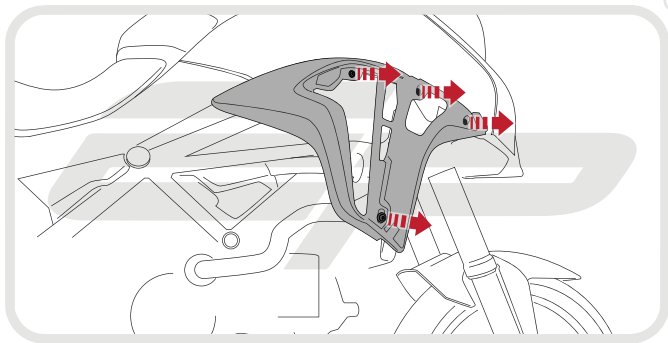
x2

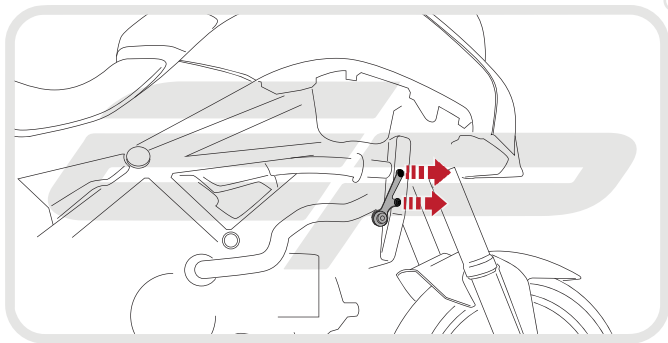
EVOTECH[®]
P E R F O R M A N C E

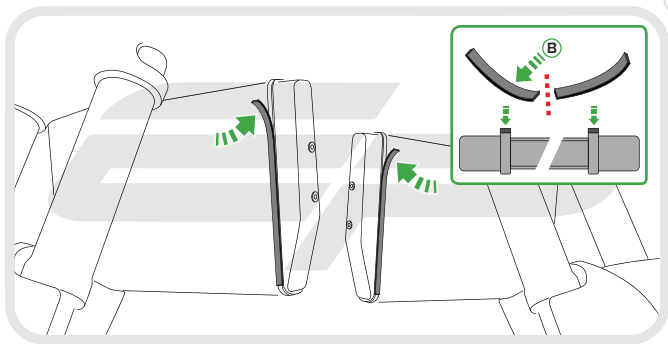














Caution

Ensure OEM Bracket is fitted on the outside of the Radiator Guard

A

OEM PART

OEM PART



Reverse Stages
5, 4, 2 and 1



ESSENTIAL CHECKS



It is recommended that periodic inspections are made to ensure that dirt and debris have not become trapped between the guard and the radiator/oil cooler. Such dirt and debris would reduce the cooling efficiency of the radiator/oil cooler.

It is recommended that periodic inspections are made to ensure that all fixings are fully tightened.



EVOTECH®
P E R F O R M A N C E

www.evotech-performance.com