

## DUCATI PANIGALE V4


Description – exhaust protector MD-V418-61

Model Year 2018-


Created by Fullsix d.o.o.




1. Remove the OEM sub-frame from the bike completely according to Ducati manual and remove the heat shield from the exhaust manifold. We also recommend to remove the fuel tank.



2. Remove the metal steel heat protection from the OEM heat shield and place the rubber bushings and washers from the OEM part to the carbon one.



**3. Attach the carbon heat shield onto the sub frame.**



**4. Attach the metal heat shield onto the carbon one**



**5. After reattaching all screws, place the subframe including the heat shield onto the bike and mount it on.**